

SOLENT

DISTRIBUTION PARK

DESIGN & BUILD OPPORTUNITY
UP TO 308,860 SQ FT

[SOLENTDISTRIBUTIONPARK.COM](https://www.solentdistributionpark.com)

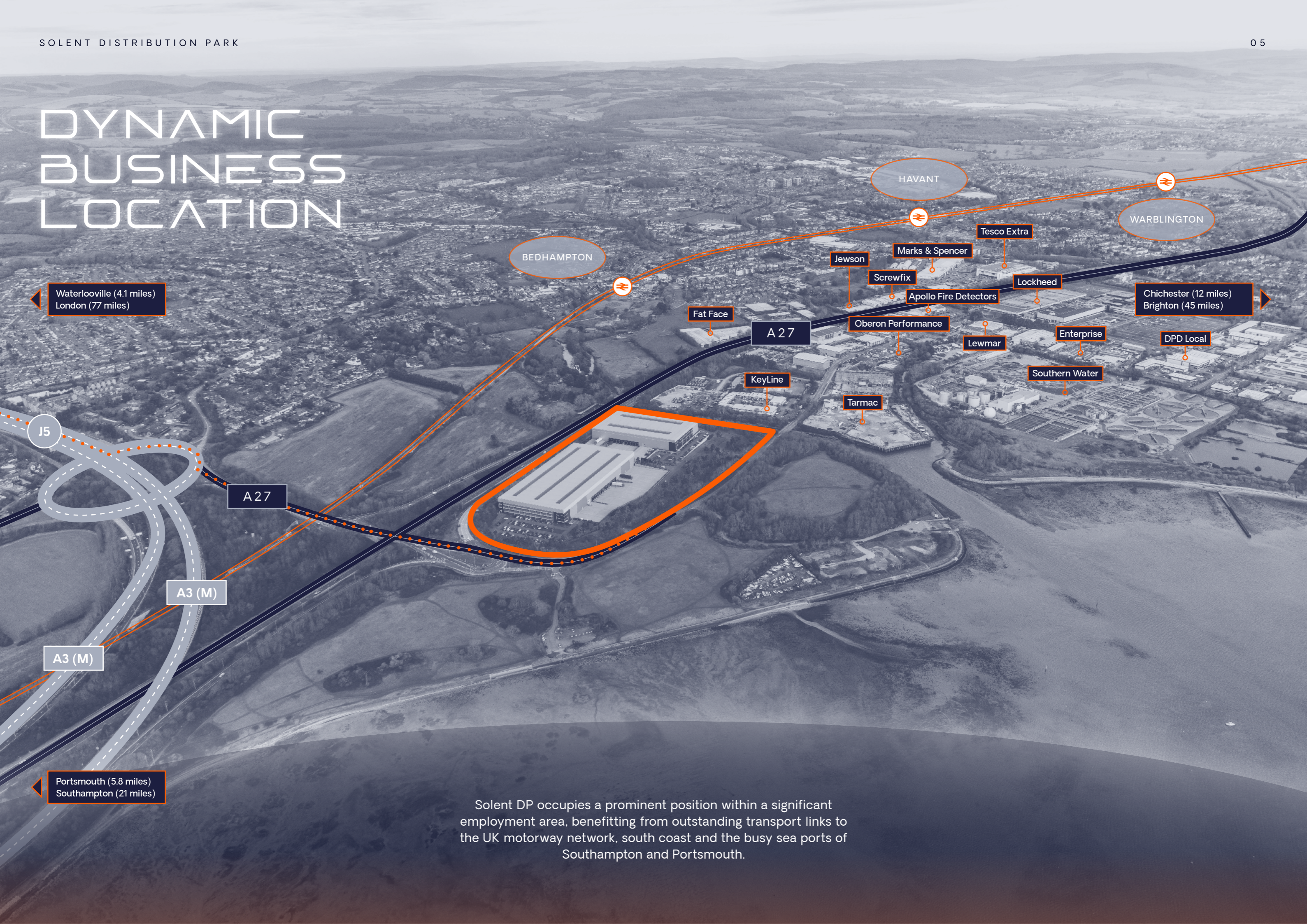
BROCKHAMPTON WEST
HAVANT
HAMPSHIRE
PO9 1HS

MADE FOR DISTRIBUTION



Solent DP is a major new urban logistics development adjacent to the interchange of the A3(M) and the A27 on the London/Solent corridor, offering urban design and build logistics solutions up to 308,860 sq ft on a 23 acre site.

DYNAMIC BUSINESS LOCATION



Waterlooville (4.1 miles)
London (77 miles)

J5

A27

A3 (M)

A3 (M)

Portsmouth (5.8 miles)
Southampton (21 miles)

BEDHAMPTON

HAVANT

WARBLINGTON

A 27

Fat Face

KeyLine

Tarmac

Jewson

Marks & Spencer

Screwfix

Apollo Fire Detectors

Oberon Performance

Lewmar

Enterprise

Southern Water

Tesco Extra

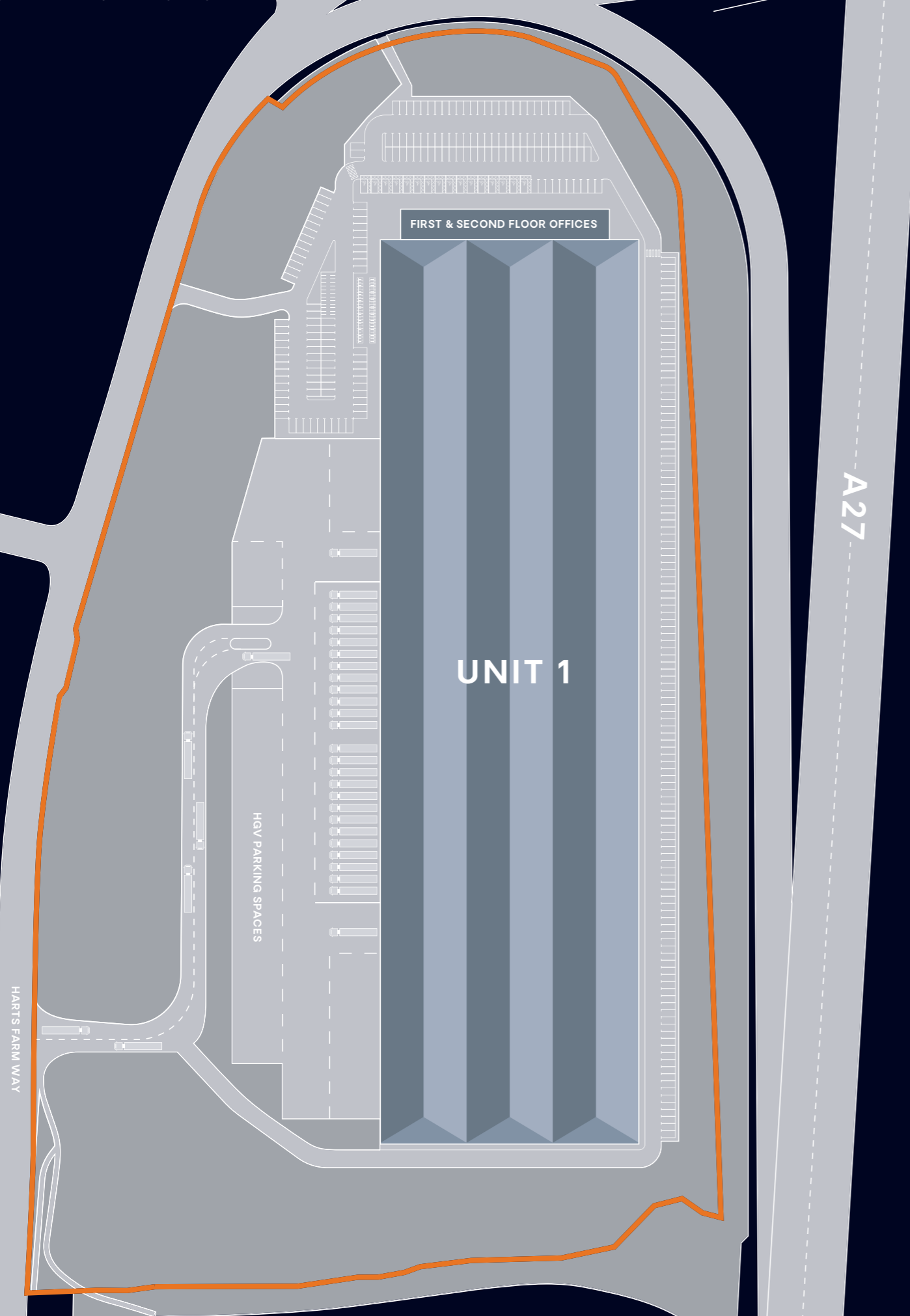
Lockheed

Chichester (12 miles)
Brighton (45 miles)

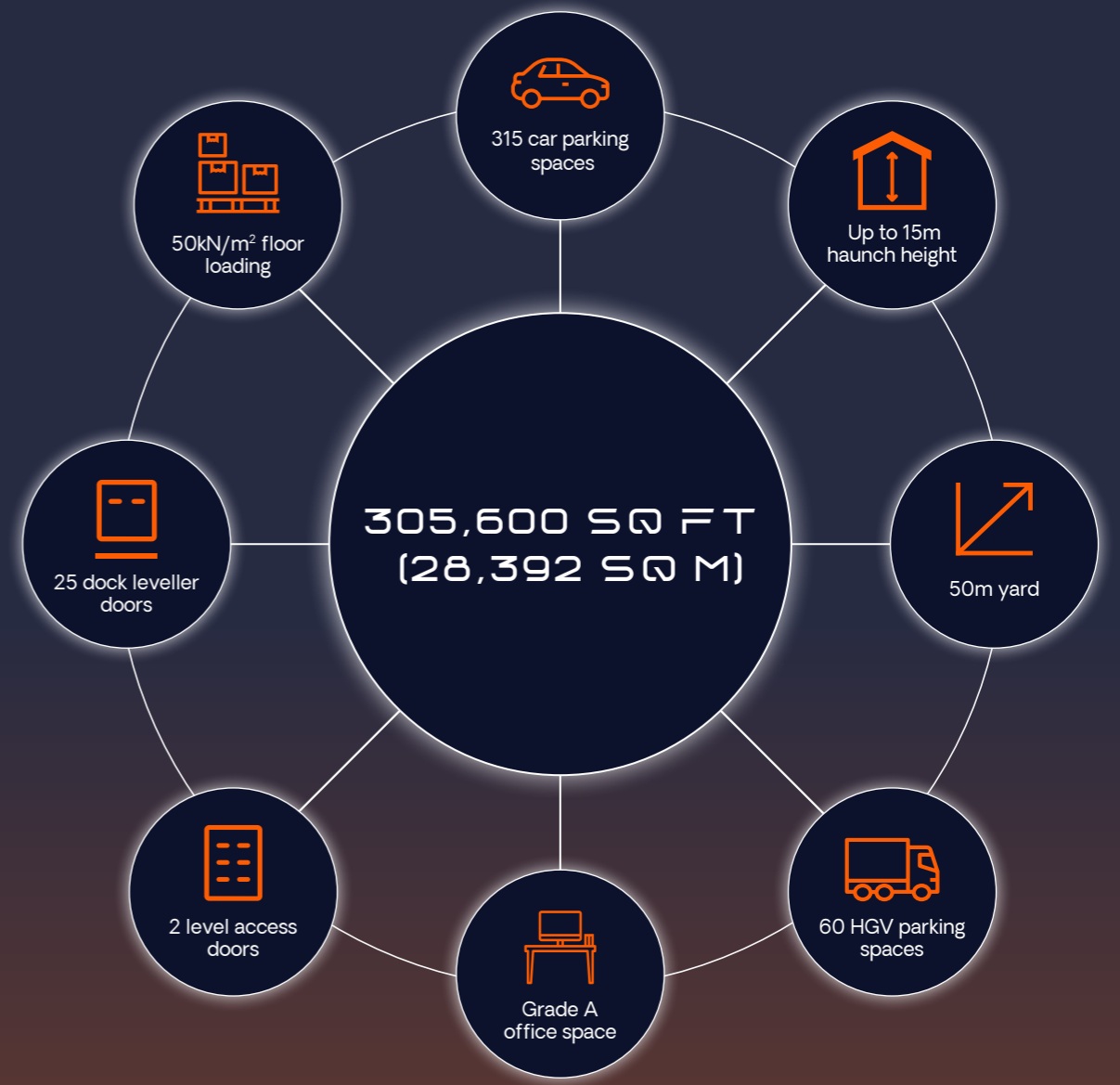
DPD Local

Solent DP occupies a prominent position within a significant employment area, benefitting from outstanding transport links to the UK motorway network, south coast and the busy sea ports of Southampton and Portsmouth.

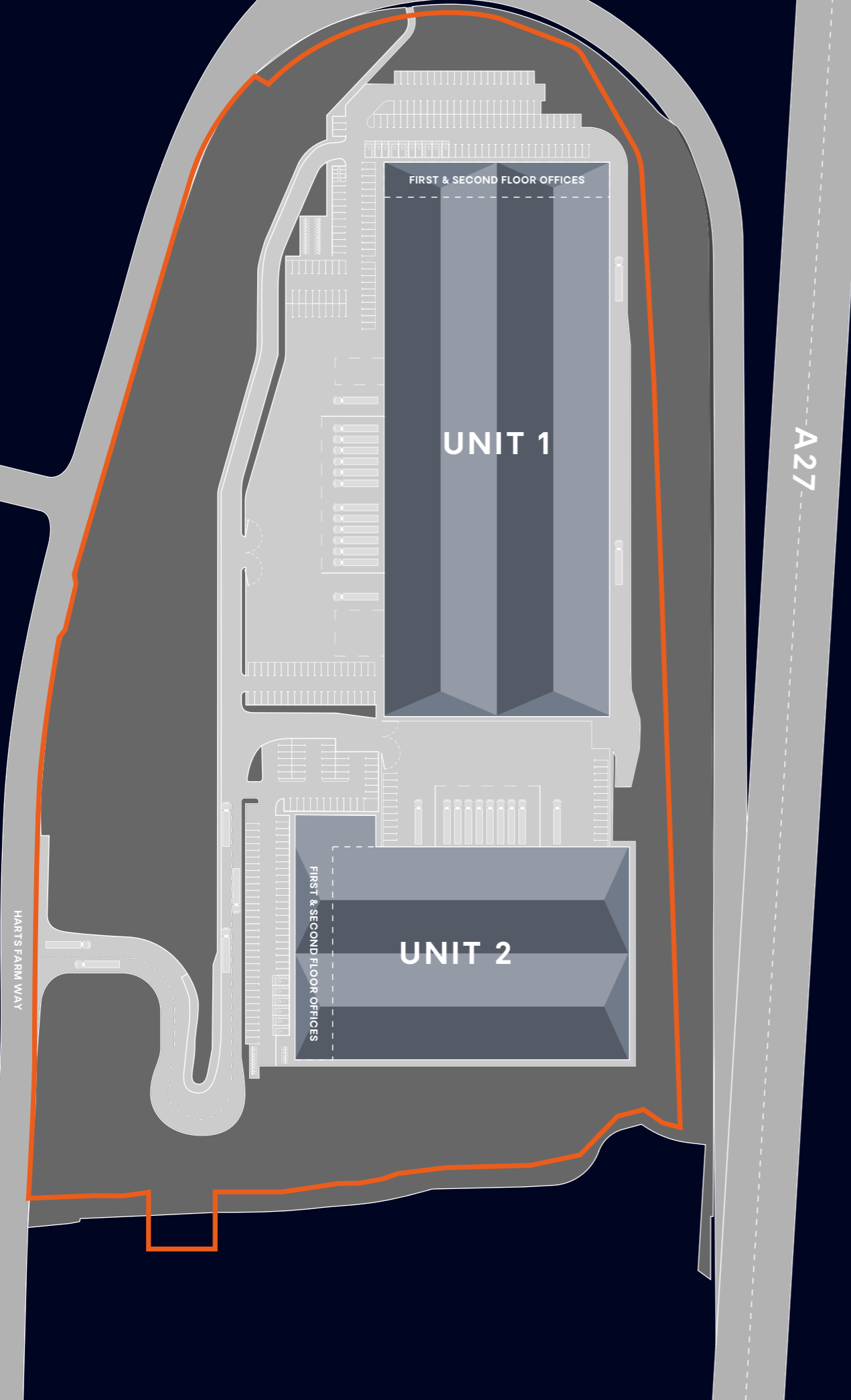
MASTERPLAN ONE



Unit	sq ft	sq m
Warehouse	291,630	27,094
FF Offices	13,970	1,298
Total GIA	305,600	28,392



MASTERPLAN TWO



Units	sq ft	sq m
Unit 1	174,045	16,169
Two Storey Offices	19,405	1,803
Subtotal	193,450	17,972
Unit 2	101,460	9,426
Two Storey Offices	13,950	1,296
Subtotal	115,410	10,722
Total GIA	308,860	28,694





TOWARDS A GREENER FUTURE



MADE TO DELIVER



The buildings will be built to the highest standards and are expected to receive a BREEAM rating of Excellent.

MULTIMODAL LOGISTICS HUB

LOCATION	MILES
A27	0.2
Junction 5 A3 (M)	0.3
Havant Railway Station	2.0
Junction 12 M27	3.3
Junction 5 M3	34
Junction 11 M4	46
Junction 10 M25	52
London	70
Midlands M40 (J9) via A34	94

AIRPORTS	MILES
Southampton	20
Gatwick	58
Heathrow	59

PORTS	MILES
Portsmouth International Port	5.8
Southampton Port	21
Dover Port	129



BROCKHAMPTON WEST
HAVANT
HAMPSHIRE
PO9 1HS

Bournemouth

Strategically located at the apex of the A3(M) and the A27, Solent DP is a major new transport hub with immediate access to a multimodal transport network with links towards the West, North and East of England and direct access to Europe.

1,382,500

Population of 1,382,500

330,000

people of working age living within ten miles of the site.

52,000

Employees in Hampshire work in manufacturing industry

4,160

People are actively seeking employment in Hampshire

SOLENTDISTRIBUTIONPARK.COM

TERMS

The units are available on a leasehold basis with terms available on application.

FURTHER INFORMATION

LAMBERT SMITH HAMPTON

LUKE MORT

lmort@lsh.co.uk
07591 384 236

ELISE EVANS

eevans@lsh.co.uk
07703 393 120

JERRY VIGUS

javigus@lsh.co.uk
07711 167 057

DTRE

JAKE HUNTLEY

jake.huntley@dtre.com
07765 154 211

ALICE HAMPDEN-SMITH

alice.hampden-smith@dtre.com
07508 371 884

A DEVELOPMENT BY

Clowes 
DEVELOPMENTS

Exton Estates

November 2022

These particulars are believed to be correct at the date of publication, but their accuracy is in no way guaranteed, neither do they form part of any contract. All areas are approximate. DESIGNED AND PRODUCED BY CORMACK 020 7620 1205 - www.cormackadvertising.com