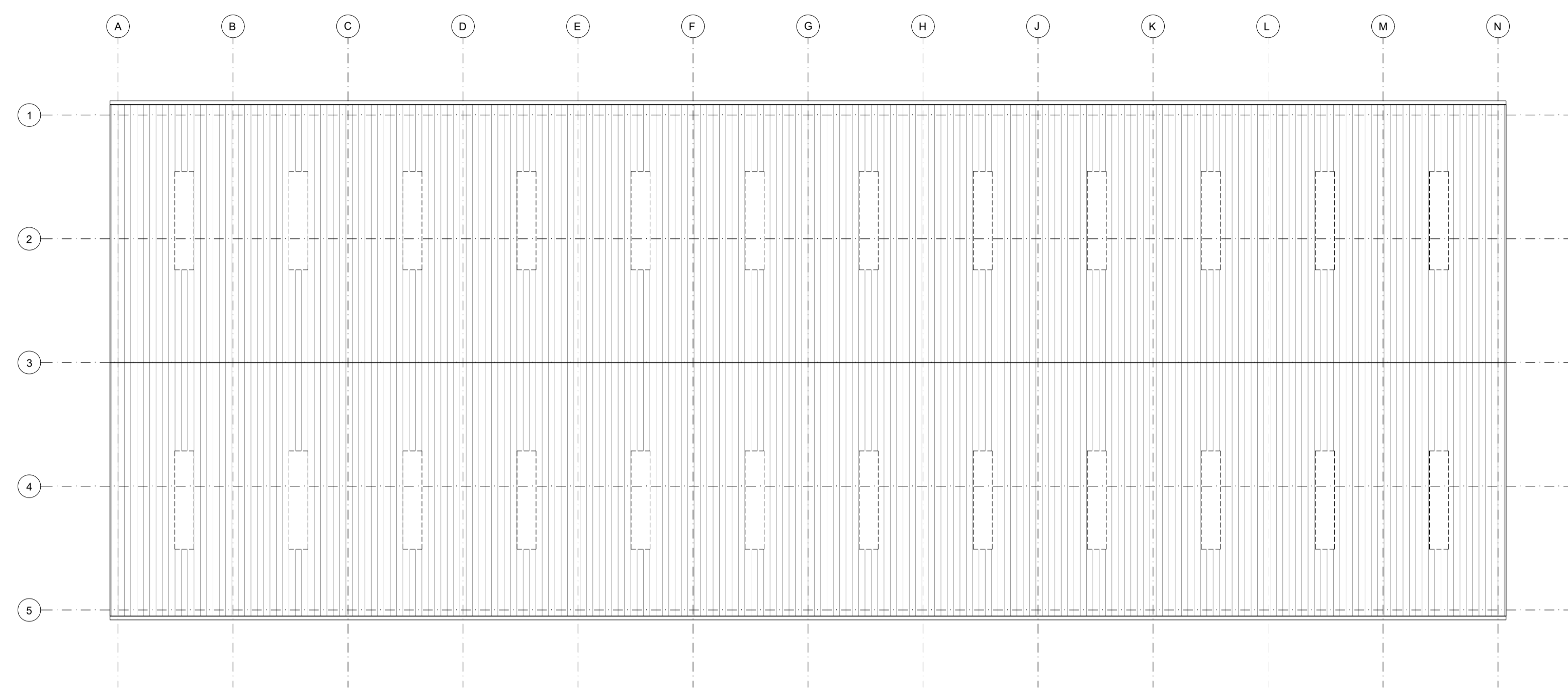
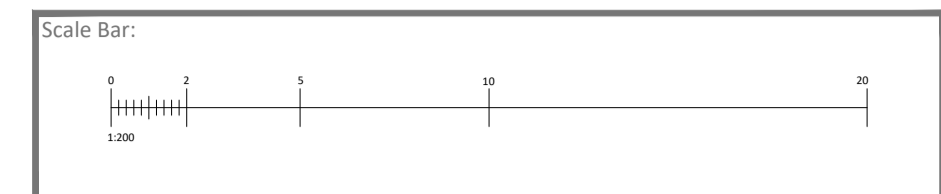


Copyright of this drawing remains the sole property of Domus Architecture unless otherwise assigned in writing. Do not scale from this drawing. Figured dimensions are to be worked in all cases with any discrepancies reported to Domus prior to commencement of any work. Only the original drawing should be relied on.

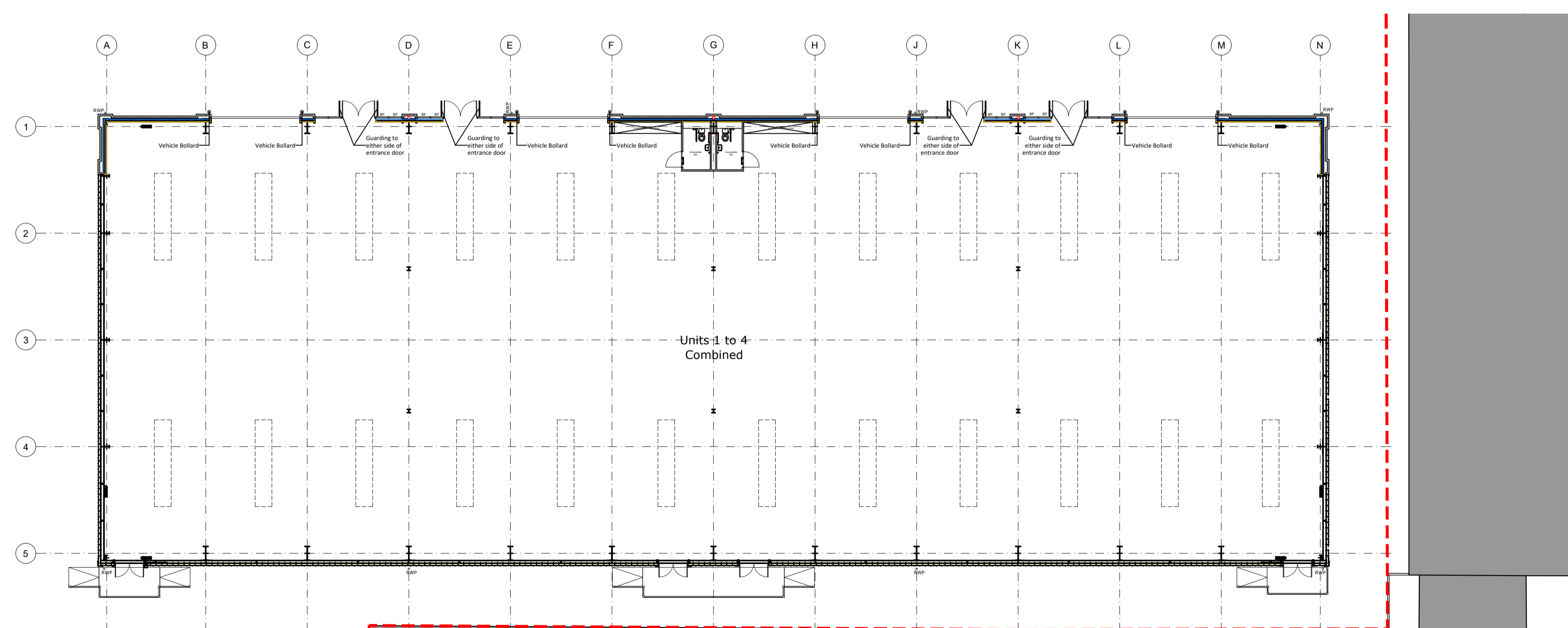


Block A Roof Plan

Revision	Date	Description	Checked
A	18/05/22	Sutcliffe's Steel information added onto drawing.	PS
B	24/05/22	Entrance doors shown as opening in the direction of escape to suit comments from Building Control.	PS
C	27/05/22	Rainwater pipes updated to suit Excel's comments.	PS
D	08/07/22	Steel updated to suit Sutcliffe's issue. Infill SFS system added to inner leaf of wall forming the front elevation. Indicative locations of movement joints added subject to SFS designers comments. Vertical bracing to the two bays on the front elevation moved 125mm off center to suit discussions with Sutcliffe.	PS
E	02/08/22	Steel updated to suit Killelea's Steel design. SFS behind brickwork updated to suit Metsec's design.	PS
F	14/10/22	General update to suit Excel's design.	PS
G	21/10/22	Main entrance door changed from single door to double door suit comments from Client.	JT
H	12/01/23	SFS on separating walls amended to suit Hadley design. Separating Wall between Unit 2 & 3 omitted as instructed by client.	JT
J	17/01/23	Separating walls omitted from scheme. Welfare amended to suit.	JT
K	17/01/23	General update to suit comments from Novo & Client.	JT
L	18/01/23	New SVP locations revised to suit location of pad foundation for steel column. Locations of installed services shown, as requested by construction team.	JT
M	04/04/23	Locations of all external guarding added.	JT
N	11/04/23	External guarding removed from fire escape doors to suit comments from Socotec.	JT
P	23/05/23	As-Built issue.	JT
Q	08/09/23	As-Built issue.	JT

Key:

BP- Blank Panel



Block A Ground Floor Plan

AS BUILT NOTE

For reference, the information indicated within this AS BUILT drawing reflects the AS BUILT DESIGN only. It may not necessarily reflect the true construction and/or fabrication of the proposal indicated within this document.

Should further, more in depth details be required, please refer back to the main contractors design lead portion of the contract, and or, sub-contractors fabrication drawings.

AS BUILT DRAWING

DOMUS
architecture

One Campbell Street
Leeds
LS28 6DP

T: 0113 518 1010
E: info@domusarchitecture.co.uk
W: domusarchitecture.co.uk

Project: Industrial Development

Site Address: Hay Hall Business Park

Client: FI Construction Ltd

Title: Block A GA Plans

Date: April 2022	Scale: 1:200 @ A1	Checked: PS
Project: 1900	Dwg No: A2-01	Revision: Q