




GREENFORD UB6 0AZ

GREENFORD PARK

AVAILABILITY

15		TOTAL	3,254 sq ft 302 sq m	Available	<ul style="list-style-type: none">• 1 electric loading door• 3 phase power• 1 disabled WC• Minimum 6m clear height rising to 8m• Parking to the front of property• EPC rating: E – 119*
16		TOTAL	3,316 sq ft 308 sq m	Available	<ul style="list-style-type: none">• 1 electric loading door• 3 phase power• 1 disabled WC• Minimum 6m clear height rising to 8m• Parking to the front of property• EPC rating: E – 119*
15 & 16		TOTAL	6,570 sq ft 610 sq m	Available	<ul style="list-style-type: none">• 2 electric loading doors• 3 phase power• Warehouse WCs• Minimum 6m clear height rising to 8m• Parking to the front of property• EPC rating: E – 119*

All areas are approximate and measured on a Gross External basis.

*EPC for units 15 & 16 is a combined rating.



James Miller
james.miller@eu.jll.com
Joe Jenkins
joe.jenkins@eu.jll.com



Paul Londra
paul.londra@montagu-evans.co.uk
Jody Smith
jody.smith@montagu-evans.co.uk



Patrick Rosso
patrick.rosso@colliers.com
Isa Naeem
isa.naeem@colliers.com




[SEGro.com/parkroyal](https://www.segro.com/parkroyal)

SEGro
100 YEARS OF THE
EXTRAORDINARY

GREENFORD UB6 0AZ

GREENFORD PARK

AVAILABILITY

17		TOTAL	4,728 sq ft 439 sq m	Available	<ul style="list-style-type: none">• 1 electric loading door• 3 phase power• 1 disabled WC• Minimum 6m clear height rising to 8m• Parking to the front of property• EPC rating: B – 31
18		TOTAL	3,406 sq ft 316 sq m	Available	<ul style="list-style-type: none">• 1 electric loading door• 3 phase power• Minimum 6m clear height rising to 8m• Parking to the front of property• EPC rating: A – 13
19		TOTAL	3,213 sq ft 298 sq m	Available	<ul style="list-style-type: none">• 1 roller shutter door• 3 phase power• Warehouse WCs• Minimum 6m clear height rising to 8m• EPC rating available upon request

All areas are approximate and measured on a Gross External basis.



James Miller
james.miller@eu.jll.com
Joe Jenkins
joe.jenkins@eu.jll.com



Paul Londra
paul.londra@montagu-evans.co.uk
Jody Smith
jody.smith@montagu-evans.co.uk



Patrick Rosso
patrick.rosso@colliers.com
Isa Naeem
isa.naeem@colliers.com


[SEGRO.com/parkroyal](https://www.segro.com/parkroyal)

SEGRO
100 YEARS OF THE
EXTRAORDINARY

GREENFORD UB6 0AZ

GREENFORD PARK

AVAILABILITY

17, 18 & 19		TOTAL	11,347 sq ft 1,054 sq m	Available	<ul style="list-style-type: none">• 3 electric roller shutter doors• 3 phase power• Warehouse WCs• Minimum 6m clear height rising to 8m• Parking to the front of property• EPC rating available upon request
----------------	--	--------------	--	-----------	---

All areas are approximate and measured on a Gross External basis.



James Miller
james.miller@eu.jll.com
Joe Jenkins
joe.jenkins@eu.jll.com



Paul Londra
paul.londra@montagu-evans.co.uk
Jody Smith
jody.smith@montagu-evans.co.uk



Patrick Rosso
patrick.rosso@colliers.com
Isa Naeem
isa.naeem@colliers.com

[SEGRO.com/parkroyal](https://www.segro.com/parkroyal)

SEGRO
100 YEARS OF THE
EXTRAORDINARY