

DOVE VALLEY PARK

FOSTON, DERBYSHIRE, DE65 5BG
A50 | M1-M6 LINK

High Specification
Industrial & Distribution Units

22,937 to 124,000 sqft

TO LET or **FOR SALE**

Fast track construction solutions



What3Words
///onwards.wisdom.cadet



DOVE VALLEY PARK

Dove Valley Park is a major 200 acre industrial/distribution development at the centre of one of the country's most important manufacturing areas.

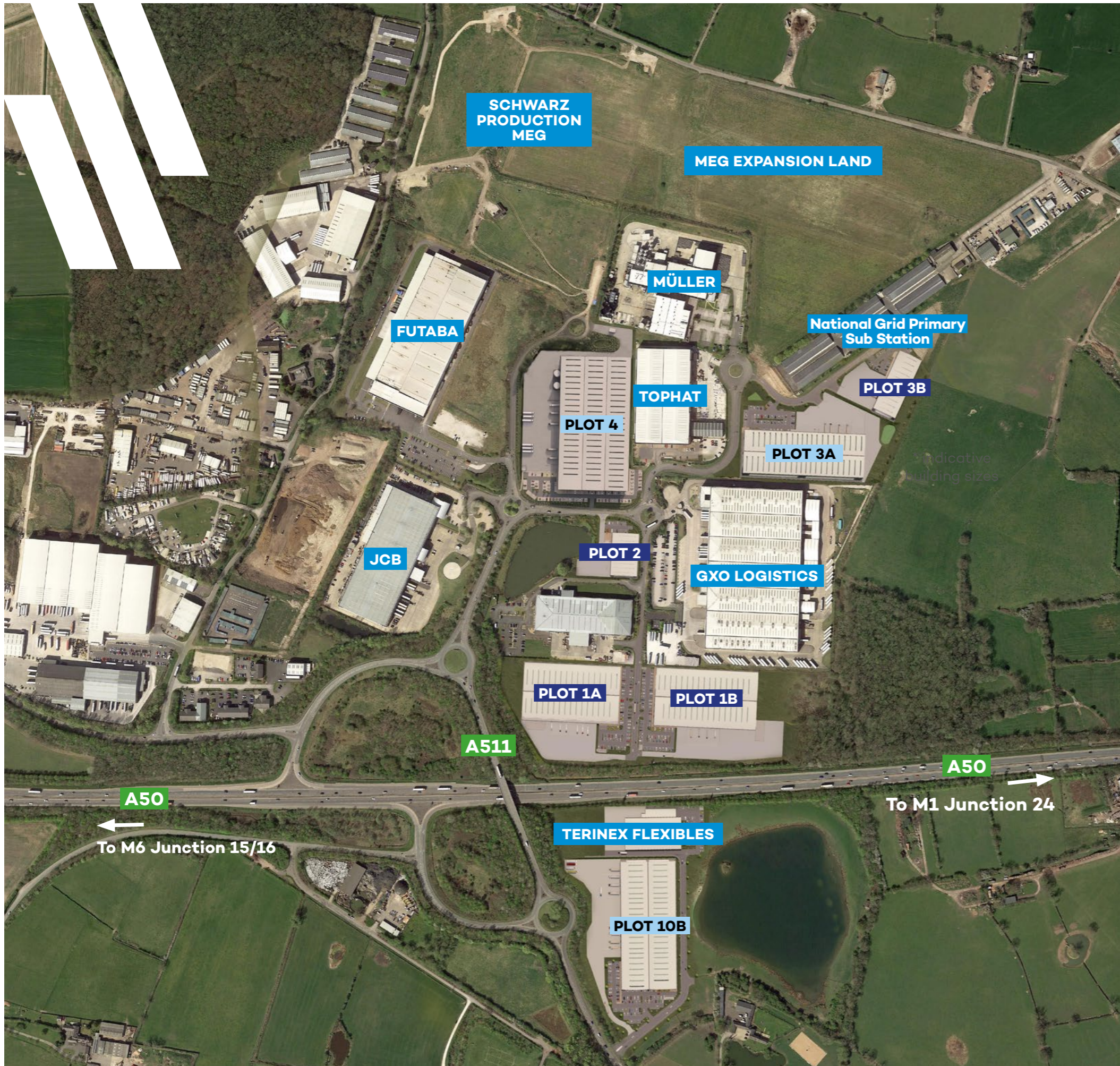
Current occupiers include:



48 million
people within a
4 hour
drive time



Opportunities at DOVE VALLEY PARK



DOVE VALLEY PARK

Accommodation

Plot No.	Sq Ft	Tenure
Plot 1A	116,523	To Let/For Sale
Plot 1B	124,000	To Let/For Sale
Plot 2	22,937	To Let/For Sale
Plot 3A	To Let via Hines	
Plot 3B	32,130	To Let/For Sale
Plot 4	To Let via Hines	
Plot 10B	To Let via Hines	

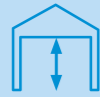
22,937 TO 124,000 SQ FT
LAST PLOTS AVAILABLE

- On site **infrastructure** and all mains **services installed**
- **Logistical flexibility** via M1/M6, A50 and A38
- Centre of one of the Country's **most important manufacturing areas**
- **Excellent support** from Local Authority

Typical Specification



Warehouse



8-15m to underside of haunch



Floor loading 50kn per sq m



Targeted EPC rating of 'A'



BREEAM 'Excellent'



PV Ready

Office



Raised floors



Suspended ceilings



Fully carpeted



Disabled WC's



Comfort cooling

External



Good car parking



Self contained service yards



Security lighting

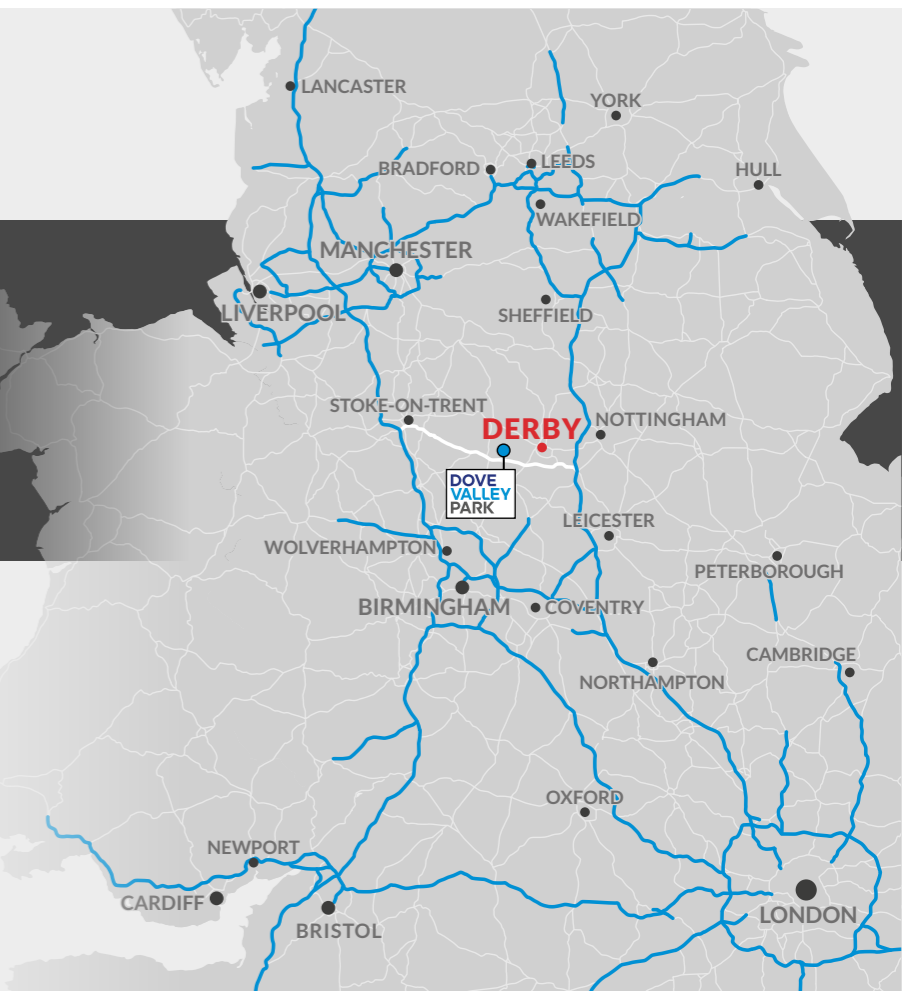
Location



Click here to view in Google Maps



What3Words
///onwards.wisdom.cadet



Dove Valley Park is located on the junction of a high grade dual carriageway Toll Free A50 M1/M6 link. This important Trunk Road runs from Junction 24/24a of the M1 to the A500 serving Junctions 15 and 16 of the M6, opening up access to the nation's motorway system. Major seaports and airports along with 48 million people within a 4 hour drive.



Airports	Distance	Destination	Distance
East Midlands	22 miles	M1	18 miles
Birmingham	42 miles	Derby	12 miles
Manchester	55 miles	Stoke on Trent	23 miles
Heathrow	137 miles	M6	25 miles
Seaports	Distance	Nottingham	31 miles
Liverpool	86 miles	Leicester	39 miles
Hull	106 miles	Birmingham	41 miles
Felixstowe	183 miles	Sheffield	58 miles
Southampton	196 miles	Manchester	61 miles



DOVE VALLEY PARK

FOSTON, DERBYSHIRE, DE65 5BG
A50 | M1-M6 LINK



Further Information

Please contact the sole agents:

Carter Jonas

0121 285 9470
www.carterjonas.co.uk

Nick Waddington
07912 770 618
nick.waddington@carterjonas.co.uk

Adam McGuinness
07860 943 735
adam.mcguinness@carterjonas.co.uk



01332 343 222

Tim Gilbertson
07887 787 893
tim@fhp.co.uk

John Proctor
07887 787 880
johnp@fhp.co.uk

Darran Severn
07917 460 031
darran@fhp.co.uk

Misrepresentation While every effort has been made to ensure that these particulars provide a true and fair summary of the development, they are not designed to create any legal relationships or actionable representations. You are expected to inspect and investigate with your legal advisors to satisfy yourself that the terms of any formal legal contract regulate any legal relationship that may arise in relation to this development. To the extent that this literature is found to give rise to any claim in law against any person or company in relation to the development that liability is excluded to the extent permitted by law from time to time. October 2023. carve-design.co.uk 14326/22

