


AVAILABLE NOW



**RYCOTE M40**

THAME | OXFORDSHIRE | OX9 2BY

A BRAND NEW INDUSTRIAL / WAREHOUSE DEVELOPMENT  
UNITS TO LET FROM **3,226 SQ FT - 51,366 SQ FT**

# DELIVERING A RANGE OF UNIT SIZES WITH FLEXIBILITY AND SUSTAINABILITY AT ITS CORE



Brand-New Modern  
Warehouse Construction



Allocated  
Unit Car Parking



A Range  
of Unit Sizes



50 kn/m<sup>2</sup>  
Floor Loading



1.6 MVA  
3 Phase Power Supply



UNIT 15 - EXTERNAL / 002

SAT NAV: OX9 2BY  
LIMO.SALSA.SENDERS

M40  
J8/8A - 10 mins

A418

THAME  
TOWN CENTRE  
4 MINS

A329

A329

A429 / RYCOTE LANE

M40  
J7 - 8 mins

AERIAL / 003

**RYCOTE M40 THAME**  
benefits from A road frontage  
and access to 3 junctions of the M40  
(J7/J8/J8a) all within 5 miles.

# HIGH QUALITY SPECIFICATION



## UNITS 1-6

Level Access Loading Doors	1
Car Parking Spaces	1:560 sq ft
EV Charging Points	1
Power	3-phase
Yard (Shared Service Area)	25m depth
Eaves Height	7m

## UNITS 7-8 Grade A Offices

Level Access Loading Doors	2
Car Parking Spaces	1:485 sq ft
EV Charging Points	2
Power	138-139 kVa
Yard (Shared Service Area)	28m depth
Eaves Height	10m

## UNIT 9 Grade A Office

Level Access Loading Doors	1
Dock Level Doors	2
Car Parking Spaces	15
EV Charging Points	4
Power	271 kVa
Yard (Self-Contained and Fenced)	50m
Eaves Height	12m

## UNIT 10 Grade A Office

Level Access Loading Doors	2
Dock Level Doors	3
Car Parking Spaces	24
EV Charging Points	4
Power	401 kVa
Yard (Self-Contained and Fenced)	50m
Eaves Height	12m

## UNIT 11

Level Access Loading Doors	1
Car Parking Spaces	1:588 sq ft
EV Charging Points	2
Power	51 kVa
Yard (Shared Service Area)	35m
Eaves Height	8m

## UNITS 12-14

Level Access Loading Doors	1
Car Parking Spaces	1:588 sq ft
EV Charging Points	1
Power	45 kVa
Yard (Shared Service Area)	35m
Eaves Height	8m

## UNIT 15 Grade A Office

Level Access Loading Doors	2
Car Parking Spaces	40
EV Charging Points	2
Power	209 kVa
Yard (Shared Service Area)	30m
Eaves Height	10m

UNIT	SQ M (GIA)	SQ FT (GIA)	AVAILABILITY
Unit 1	300.26	3,232	Available
Unit 2	298.68	3,215	Under Offer
Unit 3	361.02	3,886	Available
Unit 4	368.45	3,966	Available
Unit 5	316.24	3,404	Available
Unit 6	320.05	3,445	Available
Unit 7	1,214.15	13,069	Under Offer

UNIT	SQ M (GIA)	SQ FT (GIA)	AVAILABILITY
Unit 8	1,233.47	13,277	Available
Unit 9	3,086.42	33,222	Available
Unit 10	4,775.12	51,399	Available
Unit 11	719.91	7,749	Under Offer
Unit 12	507.62	5,464	Available
Unit 14	486.63	5,238	Available
Unit 15	2,093.29	22,532	Available

<b>TOTAL</b>	<b>16,081.31</b>	<b>173,098</b>	
--------------	------------------	----------------	--

# GREEN CREDENTIALS

**BREEM**<sup>®</sup>  
BREEM  
EXCELLENT



**ON SITE**  
CYCLE PARKING



**EV**  
CHARGING




**PV**  
ON ALL UNITS



**EPC RATING**  
TARGET A



**LED**  
LIGHTING



### ROAD CONNECTIONS

	DISTANCE	TIME
M40 (J7)	3 miles	8 mins
M40 (J8/8A)	5 miles	10 mins
Aylesbury	11 miles	20 mins
Oxford	13 miles	40 mins
High Wycombe	20 miles	45 mins
London	50 miles	1 hr
Birmingham	82 miles	1 hr 15 mins

### AIRPORTS

	DISTANCE	TIME
Oxford Airport	18 miles	28 mins
Heathrow Airport	37 miles	50 mins

### RAIL CONNECTIONS

	JOURNEY
From Haddenham & Thame Parkway (3.4 miles)	
Oxford	28 mins
London Marylebone	35 mins
Birmingham Moor Street	67 mins

### CYCLE ROUTES

	DISTANCE	TIME
Phoenix Trail access point	3 miles	5 mins

Providing routes to Thame, Princes Risborough and Aston Sandford

**SAT NAV: OX9 2BY**  
**LIMO.SALSA.SENDERS**



# UNIT 15

**R40**

**RYCOTE M40**

THAME | OXFORDSHIRE | OX9 2BY

**M1**  
AGENCY

**HENRY WATSON**

07951 267 446

henry.watson@m1agency.co.uk

**SOPHIE CORDERY**

07825 380 457

sophie.cordery@m1agency.co.uk

**JONJO LYLES**

07388 488 252

jonjo.lyles@m1agency.co.uk



**JAN LOSCH**

07870 555 851

jan.losch@savills.com

**CHARLES ROWTON-LEE**

07885 185 230

crlee@savills.com

**LIV THOMAS**

07815 032 086

olivia.thomas@savills.com



**WESTHALL  
ESTATES**




W LAMB

**BLAKELANDS LLP**

A development by W Lamb  
Developments and Blakelands in  
partnership with Westhall Estates

DISCLAIMER PROPERTY DETAILS: These particulars, whilst believed to be accurate are set out as a general outline only for guidance and do not constitute any part of an offer or contract. Intending purchasers should not rely on them as statements or representation of fact, but must satisfy themselves by inspection or otherwise as to their accuracy. We have not carried out a detailed survey nor tested the services, appliances and specific fittings. Room sizes should not be relied upon for carpets and furnishings. The measurements given are approximate. No person in this firm's employment has the authority to make or give any representation or warranty in respect of the property. April 2023.

Designed and created by  [www.eighty.studio](http://www.eighty.studio)