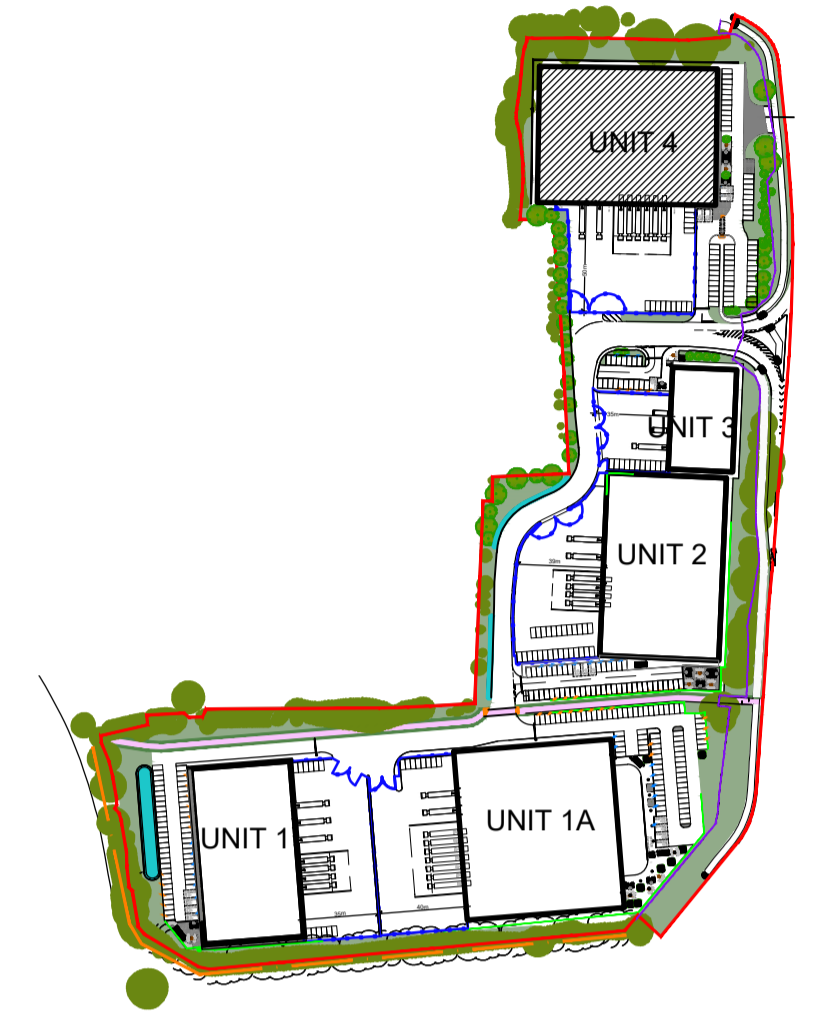
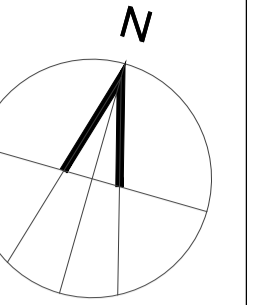
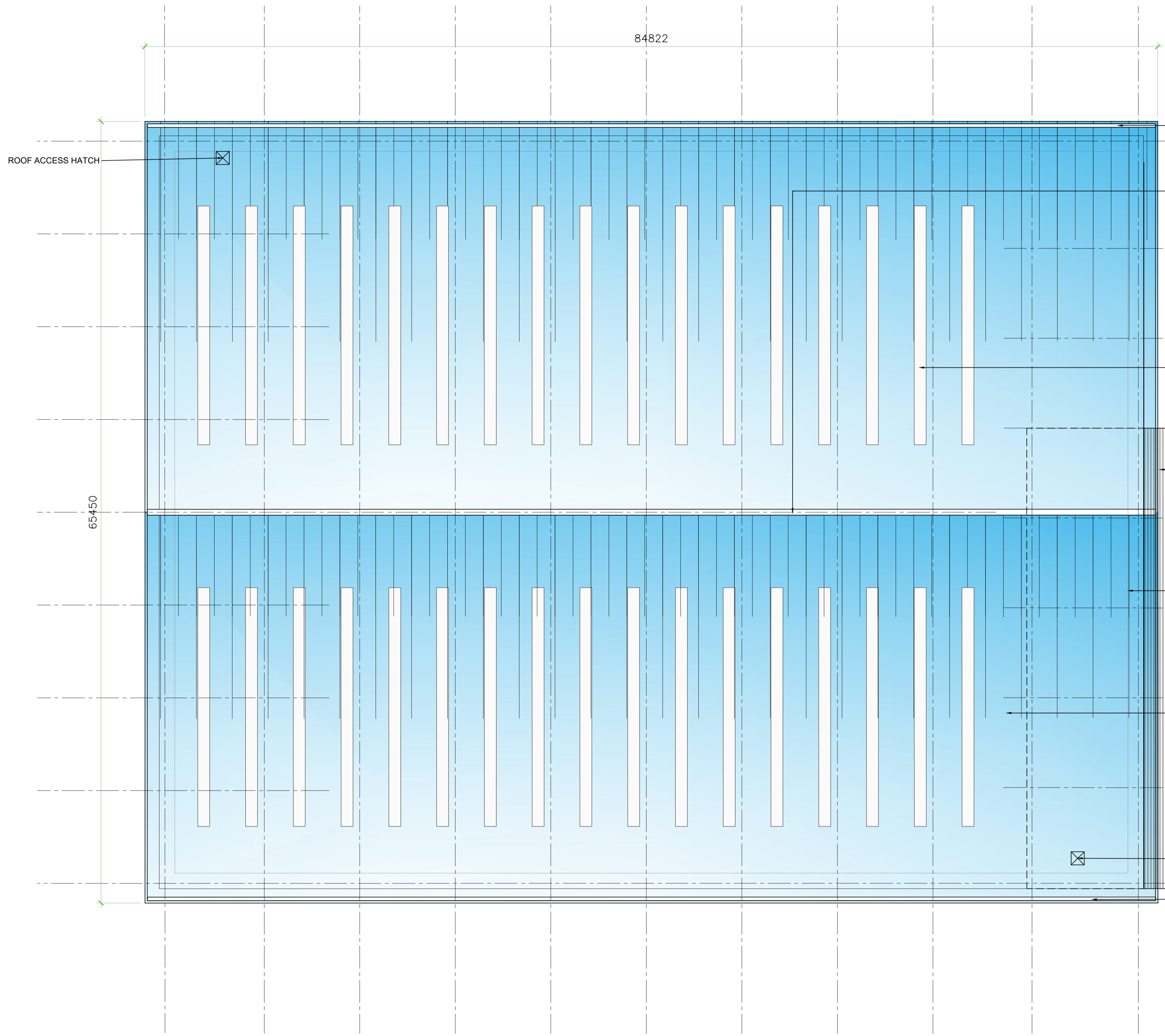


NOTES:

SUBJECT TO STATUTORY CONSENTS
 SUBJECT TO SURVEY
 BASED ON OS MAP REPRODUCED BY PERMISSION OF CONTROLLER OF HM STATIONARY OFFICE (C) CROWN COPYRIGHT
 COPYRIGHT RESERVED
 FOR PLANNING PURPOSES ONLY
 INDIVIDUAL TREE LOCATIONS SHOWN FOR ILLUSTRATIVE PURPOSES ONLY
 DO NOT USE ELECTRONIC VERSIONS OF THIS DRAWING TO DETERMINE DIMENSIONS UNLESS SPECIFICALLY AUTHORISED BY MICHAEL SPARKS ASSOCIATES
 IF USING AN ELECTRONIC VERSION OF THIS DRAWING FIGURED DIMENSIONS TAKE PRECEDENCE AND NOTIFY MICHAEL SPARKS ASSOCIATES OF ANY DISCREPANCIES



02
249 KEY PLAN
NTS



PERIMETER GUTTERS WILL BE MEMBRANE LINED GUTTERS (SINGLE SKIN OR INSULATED DEPENDING ON LOCATION). BOUNDARY AND VALLEY GUTTER MATERIAL WILL BE A MINIMUM 1.2MM THICK NOMINAL PRE-GALVANISED STEEL COMPLETE WITH 1.2MM PVC PRE-LAMINATED MEMBRANE, IN ACCORDANCE WITH GUIDANCE FROM THE METAL GUTTER MANUFACTURERS ASSOCIATION (MGMA). THE GUTTER SYSTEM WILL HAVE A MINIMUM 25 YEAR GUARANTEE TO MATCH THE ROOF SYSTEM. ALL INTERNAL GUTTERS WILL BE FACTORY INSULATED USING RIGID 50MM THICK ROCK FIBRE INSULATION.

VALLEY GUTTER WILL BE MEMBRANE LINED GUTTERS (SINGLE SKIN OR INSULATED DEPENDING ON LOCATION). BOUNDARY AND VALLEY GUTTER MATERIAL WILL BE A MINIMUM 1.2MM THICK NOMINAL PRE-GALVANISED STEEL, COMPLETE WITH 1.2MM PVC PRE-LAMINATED MEMBRANE, IN ACCORDANCE WITH GUIDANCE FROM THE METAL GUTTER MANUFACTURERS ASSOCIATION (MGMA). THE GUTTER SYSTEM WILL HAVE A MINIMUM 25 YEAR GUARANTEE TO MATCH THE ROOF SYSTEM. ALL INTERNAL GUTTERS WILL BE FACTORY INSULATED USING RIGID 50MM THICK ROCK FIBRE INSULATION.

ROOFLIGHTS WILL BE TRIPLE SKINNED, THERMA-LIGHT WILL BE PROVIDED TO APPROXIMATELY 15% OF THE FLOOR AREA, AS DETAILED IN CA BUILDING PRODUCTS INSTRUCTIONS AND ARE TO BE NON-FRAGILE FOR A PERIOD OF 25 YEARS.
 ROOFLIGHTS WILL BE TRIPLE SKIN GRP, WITH AN 8 OZ (2.44KG/M²) INNER AND A 6 OZ (1.83KG/M²) OUTER SKIN, WITH A TESSELLATED CENTRAL CORE AND WILL COMPLY WITH THE 'U' VALUES SPECIFIED IN THE REVISION TO BUILDING REGULATIONS PART L, AND ARE TO ACHIEVE AN ACTUAL 'U' VALUE OF 1.3 W/M² K.
 LAYOUT SHOWN IS INDICATIVE ONLY, FINAL LAYOUT BY ROOFING CONTRACTOR

AEROFOIL FIN FIXED SOLAR SHADING SYSTEM
 EXTERNAL SUNBREAKER FIN SYSTEM TO HAVE POLYESTER POWDER COATED ALUMINIUM AEROFOIL FIN.
 COLOUR TO BE SILVER METALLIC RAL 9006.
 FIN TO BE 350MM WITH FRAMEWORK AND SUPPORT SYSTEM TO SUIT.

FINS MANUFACTURED FROM EXTRUDED ALUMINIUM SECTIONS WITH ALUMINIUM END-CAPS, ALL OF WHICH TO BE POLYESTER POWDER COATED, STAINLESS STEEL FASTENINGS AND FIXINGS TO BE USED THROUGHOUT, TO PRODUCE A VIRTUALLY MAINTENANCE FREE AND CORROSION-RESISTANT SYSTEM.

SYSTEM TO BE SUPPLIED AND INSTALLED BY SPECIALIST SUBCONTRACTOR.

A HORIZONTAL LIFE LINE SYSTEM (TESTED IN ACCORDANCE WITH SPECIFIED ROOF SYSTEM) WILL ALSO BE PROVIDED TO ALLOW SAFE ROOF ACCESS AND MAINTENANCE TO ALL ROOF AREAS, INCLUDING TWO SETS OF HARNESSES AND LANYARDS. A LANDING WILL BE PROVIDED BELOW EACH ACCESS HATCH SUCH THAT THE HATCH CAN BE OPENED/CLOSED WITHOUT USE OF LADDER.

THE EXTERNAL ROOF WILL BE COVERED WITH A NOMINAL 0.7MM THICK STEEL COATED WITH COLORCOAT HPS200 ULTRA® COLOUR: ALBATROSS WITH CONFIDEX GUARANTEE & SUPPORTED WITH THE SUSTAIN CARBON NEUTRAL INITIATIVE. THE EXTERNAL PROFILE IS TO BE CA BUILDING PRODUCTS TO TRAPEZOIDAL PANEL REFERENCE CA 32 1000R (ALL STEEL PROFILES TO BE CE MARKED).
 THE ROOF CLADDING WILL BE A NON-FRAGILE TWIN-THERM® (CERBERUS) SYSTEM ASSEMBLY, FIXED IN ACCORDANCE WITH THE RECOMMENDATIONS OF CA BUILDING PRODUCTS. THE SYSTEM INCORPORATES CA BUILDING PRODUCTS CA LT17 1000S NOMINAL 0.4MM THICK LINER PANEL, MINIMUM 180 MM NON-COMBUSTIBLE THERMA-QUILT AND ALL RELATED CA COMPONENTS, TO ACHIEVE A DESIGNED THERMAL 'U' VALUE OF 0.18 W/M² K. THE LINER PANEL SHALL BE SUPPLIED WITH CA COLORCOAT® HIGH REFLECT COATING.
 STAINLESS STEEL FIXINGS WILL BE USED EXTERNALLY AND A GUARANTEE WILL BE PROVIDED ON THE INSTALLED SYSTEM FOR A MINIMUM PERIOD OF 25 YEARS.

ROOF ACCESS HATCH

PERIMETER GUTTERS WILL BE MEMBRANE LINED GUTTERS (SINGLE SKIN OR INSULATED DEPENDING ON LOCATION). BOUNDARY AND VALLEY GUTTER MATERIAL WILL BE A MINIMUM 1.2MM THICK NOMINAL PRE-GALVANISED STEEL, COMPLETE WITH 1.2MM PVC PRE-LAMINATED MEMBRANE, IN ACCORDANCE WITH GUIDANCE FROM THE METAL GUTTER MANUFACTURERS ASSOCIATION (MGMA). THE GUTTER SYSTEM WILL HAVE A MINIMUM 25 YEAR GUARANTEE TO MATCH THE ROOF SYSTEM. ALL INTERNAL GUTTERS WILL BE FACTORY INSULATED USING RIGID 50MM THICK ROCK FIBRE INSULATION.

17.08.23	FIRST ISSUE	ISSUED FOR TENDER	NSC	MS
REV	DATE	NOTE	DRAW	CHK

MICHAEL SPARKS ASSOCIATES
 CHARTERED ARCHITECTS
 11 PLATO PLACE
 ST JAMES ROAD
 LONDON SW6 4TU
 TELEPHONE 020 7736 6162
 FAX 020 7736 3896
 www.mso-architects.co.uk

PROLOGIS

TITLE
 LAND OFF GREEN LANE, HEMEL HEMPSTEAD
 DRAWING
 UNIT 4
 ROOF PLAN
 CLIENT
 PROLOGIS UK LTD

DATE	SCALE	DRAWN
AUG 23	1:200@A1	NSC
	STATUS	CHECKED
	TENDER	MS

DRAWING NUMBER
 31325-PL-249

