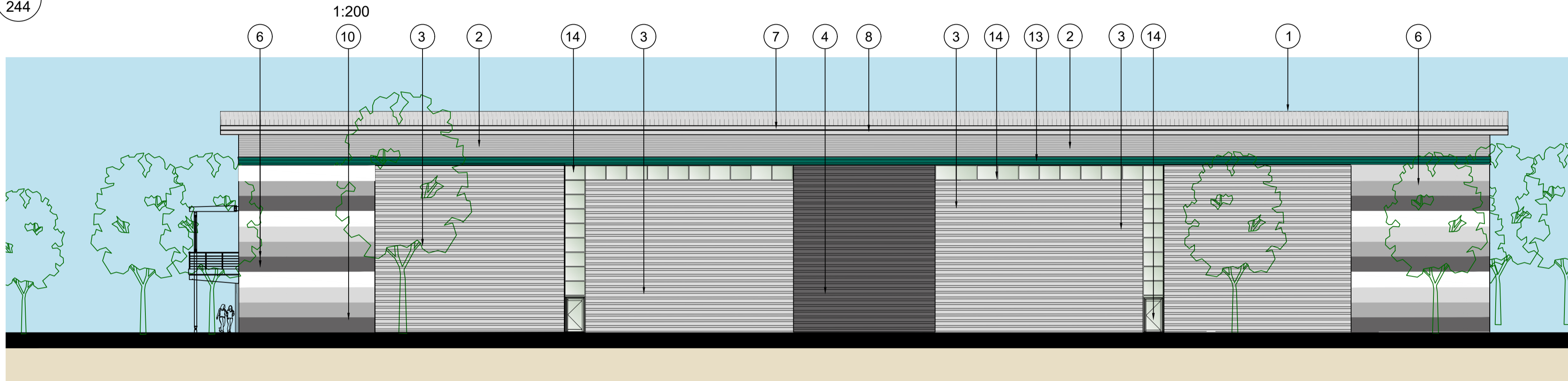



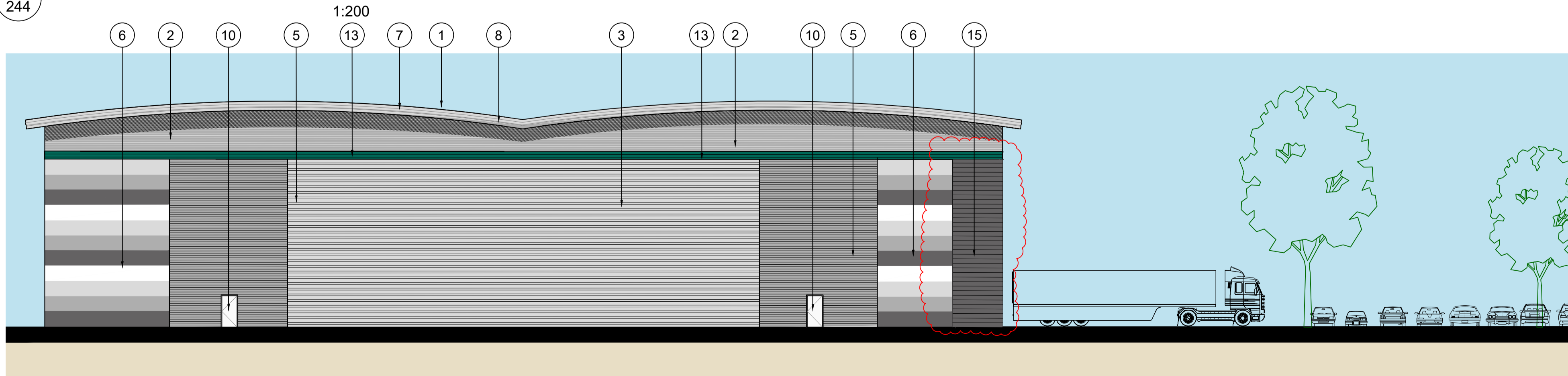
01  
244 UNIT 4 - SOUTH ELEVATION  
1:200



02  
244 UNIT 4 - NORTH ELEVATION  
1:200



03  
244 UNIT 4 - EAST ELEVATION  
1:200



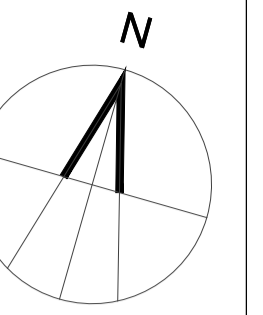
04  
244 UNIT 4 - WEST ELEVATION  
1:200

SCHEDULE OF EXTERNAL FACING MATERIALS

| UNIT   |   |
|--------|---|
| 1      | ROOF<br>FULLY INSULATED BUILT UP ROOF SYSTEM<br>COLOUR: HPS 200 ALBATROSS   |
| 2      | WALL CLADDING 1<br>FULLY INSULATED SINUSOIDAL PROFILED CLADDING PANELS LAID HORIZONTALLY<br>COLOUR-PRISMA SIRIUS (RAL 9006) METALLIC FINISH   |
| 3      | WALL CLADDING 2<br>FULLY INSULATED HALF ROUND PROFILED CLADDING PANELS LAID HORIZONTALLY<br>COLOUR - PRISMA SIRIUS (RAL 9006) METALLIC FINISH   |
| 4      | WALL CLADDING 3<br>FULLY INSULATED HALF ROUND PROFILED CLADDING PANELS LAID HORIZONTALLY<br>COLOUR - PRISMA ZEUS METALLIC FINISH  |
| 5      | WALL CLADDING 4<br>FULLY INSULATED SINUSOIDAL PROFILED CLADDING PANELS LAID HORIZONTALLY<br>COLOUR - PRISMA ORION RAL 9007 METALLIC FINISH  |
| 6      | WALL CLADDING 5<br>FULLY INSULATED 1000mm MODULE MINI MICROB CLADDING PANELS LAID HORIZONTALLY<br>COLOUR - PRISMA WHITE RAL 9010, SIRIUS RAL 9006, ORION RAL 9007, ZEUS METALLIC FINISH   |
| 7      | ROOF OVERHANG FASCIA<br>FASCIA PRISMA SILVER METALLIC RAL 9006  |
| 8      | ROOF OVERHANG SOFFIT<br>PRESSED METAL SHEET SOFFIT COLOURCOAT PRISMA SIRIUS RAL 9006  |
| 9      | LOADING DOORS<br>STUCCO FINISHED COMPOSITE DOORS RAL 9006   |
| 10     | PERSONNEL/ FIRE EXIT DOORS<br>COATED STEEL DOORS - PRISMA ORION RAL 9007  |
| 11     | JOINTS & CORNER FLASHING<br>RECESSED 150MM WIDE VERTICAL FLASHING FINISH: TO MATCH TATA COLORCOAT PRISMA COLOUR-SIRIUS RAL 9006   |
| 12     | DOCK WALLS<br>PRO-WALL PRECAST CONCRETE WALLING SYSTEM TO ALL DOCK AREAS  |
| 13     | FEATURE BAND<br>HIGH LEVEL HORIZONTAL PRESSED METAL CRANKED FEATUREBAND COLOUR: HPS 200 ULTRA GREEN RAL 6016  |
| 14     | FEATURE GLAZING<br>GREEN TINTED SUNCOOL TOUGHENED GLASS IN POLYESTER POWDER COATED ALUMINIUM CURTAIN WALLING SYSTEM COLOUR: DARK GREY RAL 7016  |
| OFFICE |   |
| 15     | METAL CLADDING 1<br>CA PRIME SFX CLADDING SYSTEM (300 MM MODULE ) LAID HORIZONTALLY<br>COLOUR- PRISMA ZEUS  |
| 16     | CURTAIN WALLING, WINDOWS & ENTRANCE DOORS<br>GREEN TINTED SUNCOOL TOUGHENED GLASS IN POLYESTER POWDER COATED ALUMINIUM CURTAIN WALLING SYSTEM COLOUR DARK GREY RAL 7016   |
| 17     | INFILL PANEL<br>FULLY INSULATED, BACK PAINTED GLASS IN POLYESTER POWDER COATED ALUMINIUM CURTAIN WALLING SYSTEM, COLOUR: WHITE, RAL 9010  |
| 18     | VERTICAL BRISE SOLEIL<br>ALUMINIUM BLADES ON SUPPORTING FRAMEWORK, WITH STEEL COLUMNS, FINISH: POLYESTER POWDER COAT COLOUR: RAL 9006 (METALLIC SILVER)   |
| 20     | BRISE SOLEIL<br>POWDER-COATED ALUMINIUM HORIZONTAL AEROFOL FINS COLOUR: RAL 9006 (METALLIC SILVER)  |
| 21     | COLUMNS & BRISE SOLEIL SUPPORT<br>SHERWIN-WILLIAMS PAINTS. TOP COAT TO BE RESISTEX C137V2 SPECIAL FINISH SPRAY APPLIED WITH PRIMER AND TWO INTERMEDIATE COATS SPECIFIED BY THE SUPPLIER TO MEET 20 YEAR LIFE SPAN BEFORE FIRST MAJOR MAINTENANCE. COLOUR SILVER METALLIC RAL 9006 |
| 22     | BALCONY<br>BRUSHED STAINLESS STEEL BALUSTRADING AND METAL FASCIA RAL 9006 SILVER METALLIC WITH PORCELAIN TILE FLOORING  |
| 23     | SOLAR SHADING<br>BESPOKE POLYESTER POWDER COATED 3MM ALUMINIUM SHEET COLOUR SILVER METALLIC RAL 9006 ALL FIXINGS TO BE STAINLESS STEEL.   |



NOTES:  
SUBJECT TO STATUTORY CONSENTS  
SUBJECT TO SURVEY  
BASED ON OS MAP REPRODUCED BY PERMISSION OF CONTROLLER OF HM STATIONARY OFFICE (c) CROWN COPYRIGHT  
COPYRIGHT RESERVED  
FOR PLANNING PURPOSES ONLY  
INDIVIDUAL TREE LOCATIONS SHOWN FOR ILLUSTRATIVE PURPOSES ONLY  
DO NOT USE ELECTRONIC VERSIONS OF THIS DRAWING TO DETERMINE DIMENSIONS UNLESS SPECIFICALLY AUTHORISED BY MICHAEL SPARKS ASSOCIATES  
IF USING AN ELECTRONIC VERSION OF THIS DRAWING FIGURED DIMENSIONS TAKE PRECEDENCE AND NOTIFY MICHAEL SPARKS ASSOCIATES OF ANY DISCREPANCIES



05  
244 KEY PLAN  
NTS

| REV                        | DATE     | NOTE   | DRAW | CHECK |
|----------------------------|----------|--|------|-------|
| C                          | 29.08.23 | ELEVATIONS UPDATED IN ACCORDANCE WITH TENDER QUERIES | NSC  | MS    |
| <b>PLANNING AND TENDER</b> |          |  |      |       |
| B                          | 25.07.23 | ELEVATIONS AMENDED                                   | NSC  | MS    |
| A                          | 06.06.23 | ELEVATIONS AMENDED                                   | NSC  | MS    |
| -                          | XX.XX.XX | FIRST ISSUE  | NSC  | MS    |



11 PLATO PLACE  
STATIONS ROAD  
LONDON SW6 4TU  
TELEPHONE 020 7736 6162  
FAX 020 7736 3696  
www.msa-architects.co.uk

TITLE  
LAND OFF GREEN LANE, HEMEL HEMPSTEAD  
DRAWING  
UNIT 4  
ELEVATIONS  
CLIENT  
PROLOGIS UK LTD

| DATE     | SCALE           | DRAWN   |
|----------|-----------------|---------|
| NOV 2022 | 1:200@A1        | NSC     |
|          | STATUS          | CHECKED |
|          | PLANNING/TENDER | MS      |

DRAWING NUMBER  
31325-PL-244C