

ROOF ACCESS HATCH

PERIMETER GUTTERS WILL BE MEMBRANE LINED GUTTERS (SINGLE SKIN OR INSULATED DEPENDING ON LOCATION). BOUNDARY AND VALLEY GUTTER MATERIAL WILL BE A MINIMUM 1.2MM THICK NOMINAL PRE-GALVANISED STEEL COMPLETE WITH 1.2MM PVC PRE-LAMINATED MEMBRANE, IN ACCORDANCE WITH GUIDANCE FROM THE METAL GUTTER MANUFACTURERS ASSOCIATION (MGMA). THE GUTTER SYSTEM WILL HAVE A MINIMUM 25 YEAR GUARANTEE TO MATCH THE ROOF SYSTEM. ALL INTERNAL GUTTERS WILL BE FACTORY INSULATED USING RIGID 50MM THICK ROCK FIBRE INSULATION.

VALLEY GUTTER WILL BE MEMBRANE LINED GUTTERS (SINGLE SKIN OR INSULATED DEPENDING ON LOCATION). BOUNDARY AND VALLEY GUTTER MATERIAL WILL BE A MINIMUM 1.2MM THICK NOMINAL PRE-GALVANISED STEEL, COMPLETE WITH 1.2MM PVC PRE-LAMINATED MEMBRANE, IN ACCORDANCE WITH GUIDANCE FROM THE METAL GUTTER MANUFACTURERS ASSOCIATION (MGMA). THE GUTTER SYSTEM WILL HAVE A MINIMUM 25 YEAR GUARANTEE TO MATCH THE ROOF SYSTEM. ALL INTERNAL GUTTERS WILL BE FACTORY INSULATED USING RIGID 50MM THICK ROCK FIBRE INSULATION.

PERIMETER GUTTER

ROOFLIGHTS WILL BE TRIPLE SKINNED, THERMA-LIGHT WILL BE PROVIDED TO APPROXIMATELY 15% OF THE FLOOR AREA, AS DETAILED IN CA BUILDING PRODUCTS INSTRUCTIONS AND ARE TO BE NON-FRAGILE FOR A PERIOD OF 25 YEARS.

ROOFLIGHTS WILL BE TRIPLE SKIN GRP, WITH AN 8 OZ (2.44KG/M²) INNER AND A 6 OZ (1.83KG/M²) OUTER SKIN, WITH A TESSELLATED CENTRAL CORE AND WILL COMPLY WITH THE 'U' VALUES SPECIFIED IN THE REVISION TO BUILDING REGULATIONS PART L, AND ARE TO ACHIEVE AN ACTUAL 'U' VALUE OF 1.3 W/M² K. LAYOUT SHOWN IS INDICATIVE ONLY, FINAL LAYOUT BY ROOFING CONTRACTOR

THE EXTERNAL ROOF WILL BE COVERED WITH A NOMINAL 0.7MM THICK STEEL COATED WITH COLORCOAT HPS200 ULTRA® COLOUR: ALBATROSS WITH CONFIDEX GUARANTEE & SUPPORTED WITH THE SUSTAIN CARBON NEUTRAL INITIATIVE. THE EXTERNAL PROFILE IS TO BE CA BUILDING PRODUCTS TO TRAPEZOIDAL PANEL REFERENCE CA 32 1000R (ALL STEEL PROFILES TO BE CE MARKED). THE ROOF CLADDING WILL BE A NON-FRAGILE TWIN-THERM® (CERBERUS) SYSTEM ASSEMBLY, FIXED IN ACCORDANCE WITH THE RECOMMENDATIONS OF CA BUILDING PRODUCTS. THE SYSTEM INCORPORATES CA BUILDING PRODUCTS CA LT17 1000S NOMINAL 0.4MM THICK LINER PANEL, MINIMUM 180 MM NON-COMBUSTIBLE THERMA-QUILT AND ALL RELATED CA COMPONENTS, TO ACHIEVE A DESIGNED THERMAL 'U' VALUE OF 0.18 W/M² K. THE LINER PANEL SHALL BE SUPPLIED WITH CA COLORCOAT® HIGH REFLECT COATING. STAINLESS STEEL FIXINGS WILL BE USED EXTERNALLY AND A GUARANTEE WILL BE PROVIDED ON THE INSTALLED SYSTEM FOR A MINIMUM PERIOD OF 25 YEARS.

A HORIZONTAL LIFE LINE SYSTEM (TESTED IN ACCORDANCE WITH SPECIFIED ROOF SYSTEM) WILL ALSO BE PROVIDED TO ALLOW SAFE ROOF ACCESS AND MAINTENANCE TO ALL ROOF AREAS, INCLUDING TWO SETS OF HARNESSES AND LANYARDS. A LANDING WILL BE PROVIDED BELOW EACH ACCESS HATCH SUCH THAT THE HATCH CAN BE OPENED/ CLOSED WITHOUT USE OF LADDER.

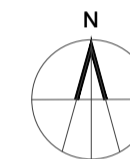
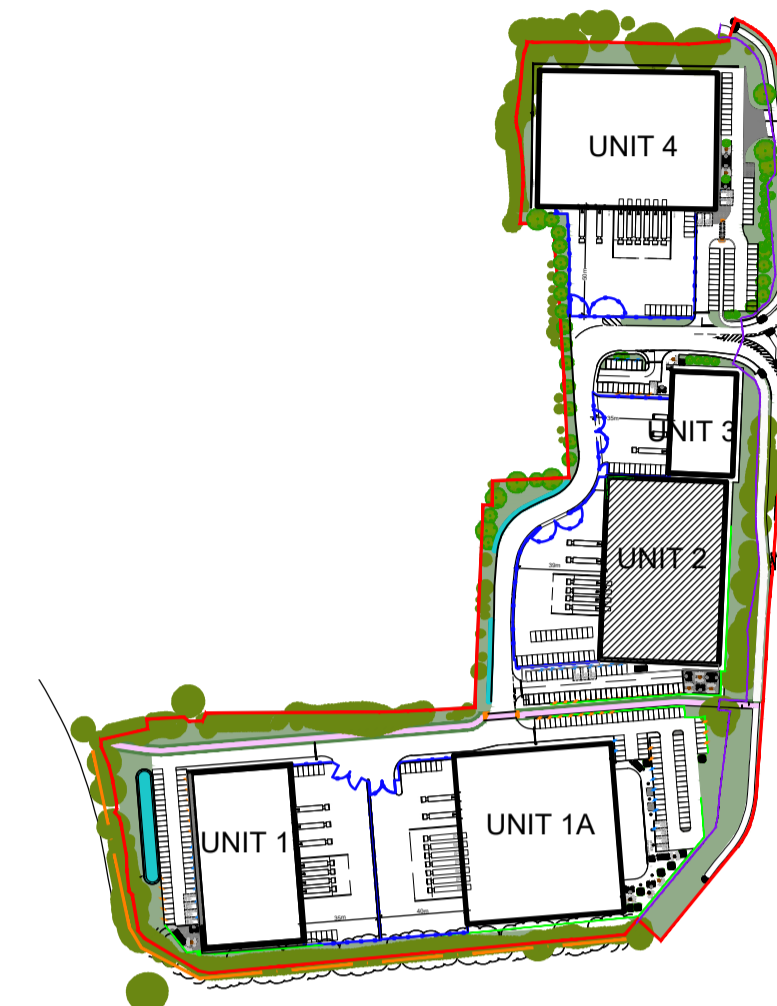
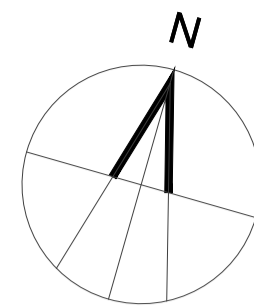
AEROFOIL FIN FIXED SOLAR SHADING SYSTEM
EXTERNAL SUNBREAKER FIN SYSTEM TO HAVE POLYESTER POWDER COATED ALUMINIUM AEROFOIL FIN.
COLOUR TO BE SILVER METALLIC RAL 9006.
FINS TO BE 350MM WITH FRAMEWORK AND SUPPORT SYSTEM TO SUIT.

FINS MANUFACTURED FROM EXTRUDED ALUMINIUM SECTIONS WITH ALUMINIUM END-CAPS, ALL OF WHICH TO BE POLYESTER POWDER COATED, STAINLESS STEEL FASTENINGS AND FIXINGS TO BE USED THROUGHOUT, TO PRODUCE A VIRTUALLY MAINTENANCE FREE AND CORROSION-RESISTANT SYSTEM.

SYSTEM TO BE SUPPLIED AND INSTALLED BY SPECIALIST SUBCONTRACTOR.

NOTES:

SUBJECT TO STATUTORY CONSENTS
SUBJECT TO SURVEY
BASED ON OS MAP REPRODUCED BY PERMISSION OF CONTROLLER OF HM STATIONARY OFFICE (© CROWN COPYRIGHT)
COPYRIGHT RESERVED
FOR PLANNING PURPOSES ONLY
INDIVIDUAL TREE LOCATIONS SHOWN FOR ILLUSTRATIVE PURPOSES ONLY
DO NOT USE ELECTRONIC VERSIONS OF THIS DRAWING TO DETERMINE DIMENSIONS UNLESS SPECIFICALLY AUTHORISED BY MICHAEL SPARKS ASSOCIATES
IF USING AN ELECTRONIC VERSION OF THIS DRAWING FIGURED DIMENSIONS TAKE PRECEDENCE AND NOTIFY MICHAEL SPARKS ASSOCIATES OF ANY DISCREPANCIES



02
247 KEY PLAN
NTS

REV	DATE	NOTE	DRAW	CHK
-	17.08.23	FIRST ISSUE - ISSUED FOR TENDER	NSC	MS



CHARTERED ARCHITECTS
11 PLATO PLACE
STATIONS ROAD
LONDON SW6 4TU
TELEPHONE 020 7736 6162
FAX 020 7736 3896
www.mso-architects.co.uk

TITLE
LAND OFF GREEN LANE, HEMEL HEMPSTEAD
DRAWING
UNIT 2
ROOF PLAN
CLIENT
PROLOGIS UK LTD

DATE	SCALE	DRAWN
AUG 23	1:200@A1	NSC
		CHECKED
	TENDER	MS

DRAWING NUMBER
31325-PL-247

