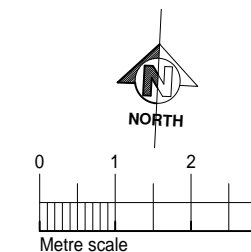
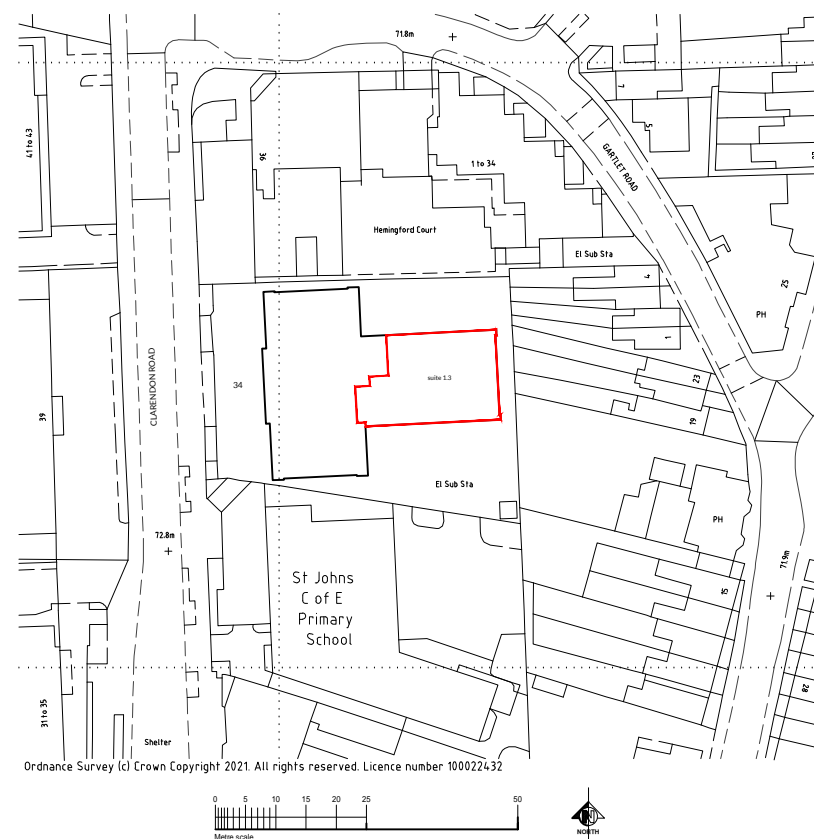


NOTES
 Copyright for all designs and drawings in whole or in part shall remain with the designers in accordance with The Copyright Act.




DEMISE PLAN 1:100

LOCATION PLAN 1:1250



Ordnance Survey (c) Crown Copyright 2021. All rights reserved. Licence number 100022432



No	REVISION	DATE
STATUS		

Workplace Designs

Architecture | Project Consultancy | Furniture | CAD & Graphics

Unit 2 Angel Wharf 55 Eagle Wharf Road London N1 7ER
 T: 0207 253 3291 E: design@wdltd.com

CLIENT
KNIGHT FRANK

PROJECT
**34 CLARENDON ROAD
 WATFORD
 WD17 1JJ**

DETAIL
**SUITE 1.3
 FIRST FLOOR
 LEASE PLAN**

SCALE	AS SHOWN @ A3	DRAWN	DJT
DATE	03.11.2021	APPROVED	

FILE REF 43C101a.dwg
 DATE PLOTTED 03.11.2021
 PLOT No

JOB NO.	DRAWING NO.	REVISION
221740\002	1.3LP.01	