

TO BE REFURBISHED  
AVAILABLE NOW

# UNIT 12

## PREMIER PARK

21,471 SQ FT (1,995 SQ M)  
///ENGINE.DARE.BANANA


PARK ROYAL NW10 7NZ

TO LET

MODERN INDUSTRIAL WAREHOUSE UNIT  
IN PRIME PARK ROYAL LOCATION



# SUSTAINABILITY



Zero Carbon refurbishment works



Targeting EPC rating A+



Targeting BREEAM 'Outstanding'



PV panel array providing access to renewable energy



Cycle storage facility with green roof



New EV charging points



Shower and locker room facilities



Biodiversity efforts across demise, including bird, bat and bug boxes



Internal green wall installation




New ceiling and floor finishes throughout ancillary accommodation.



Rainwater harvesting

# SPECIFICATION



8m clear height



2 level access loading doors



3 phase power



Fully fitted offices with VRF heating/cooling system



23m yard



End of terrace canalside unit



Demised parking



24 hour access and use



Estate CCTV and 24 hour manned gatehouse

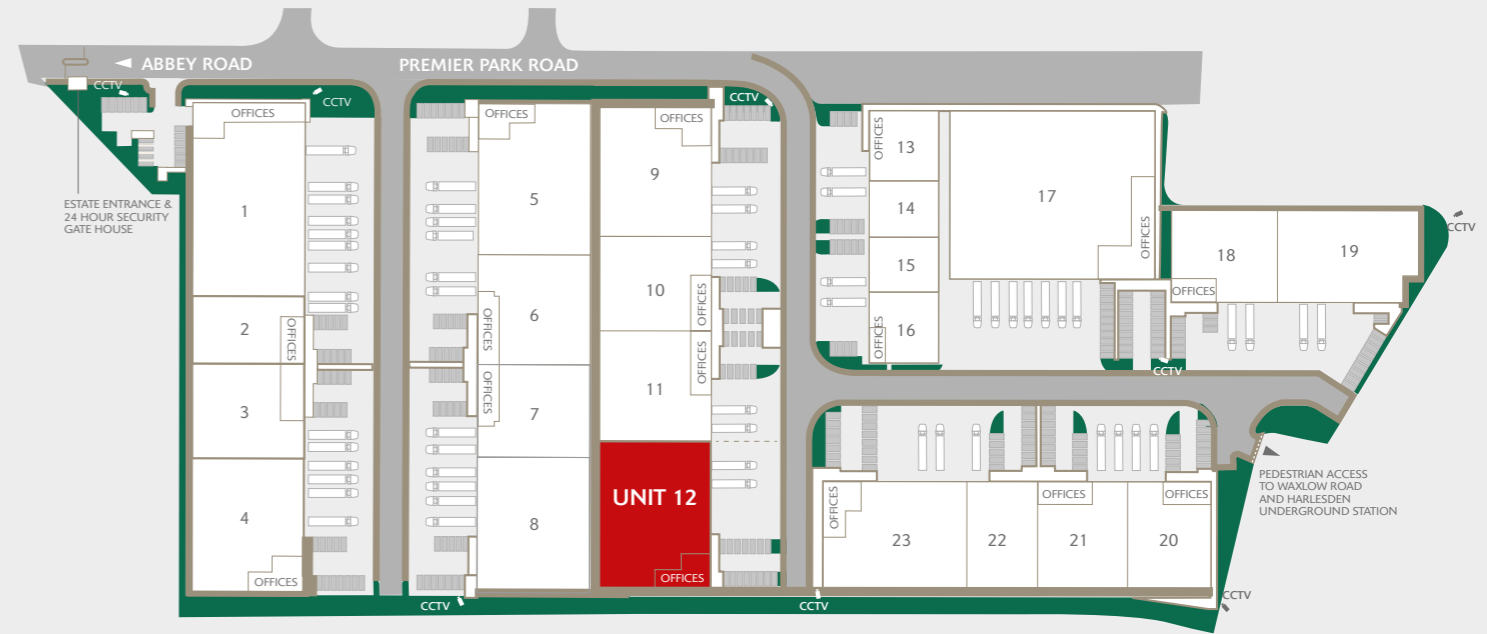


Secure gated yard



LED lighting throughout

# SITE PLAN



# ACCOMMODATION

	sq ft	sq m
Warehouse	18,505	1,719
Offices	2,085	194
Toilet block	856	80
<b>TOTAL</b>	<b>21,471</b>	<b>1,995</b>

(All areas are approximate and measured on a Gross External basis)

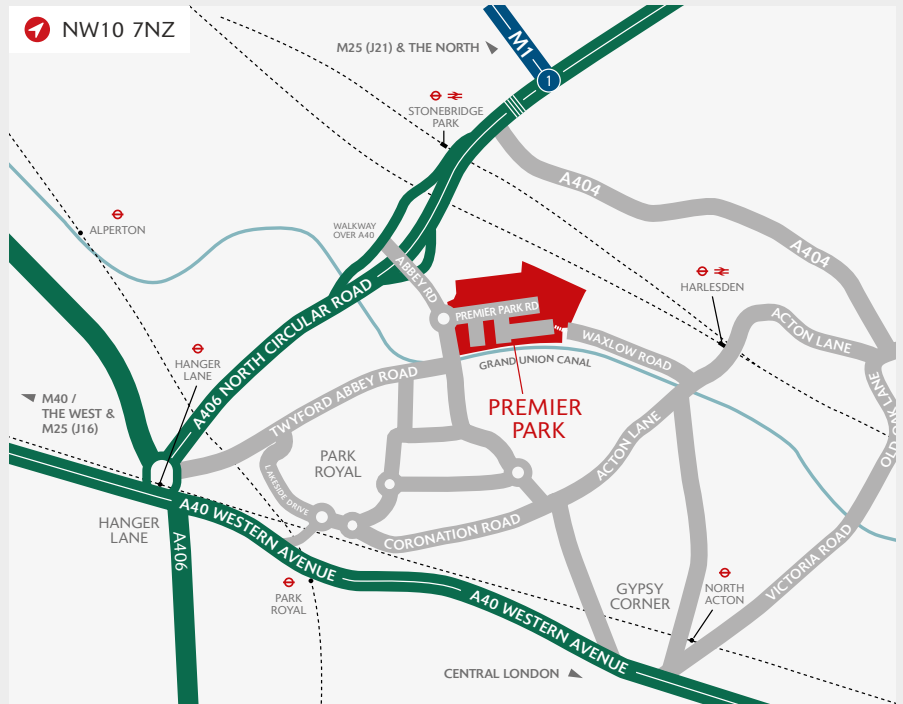


Indicative biodiversity installations at Unit E, Premier Park



Indicative internal green wall at Unit E, Premier Park

- ✓ **Premier Park** is an established, well managed estate development in the heart of Park Royal
- ✓ **Energy efficient** unit with low maintenance costs
- 📍 **Excellent access** to A406 North Circular Road (400m to north), Central London via A40 Western Avenue, the M1 and M40 motorways.
- ★ **Well known occupiers** on the the estate include Royal Mail, DHL, Japan Centre, RD Content and Brakes
- 👥 **A labour pool** of over six million people within a 30 minute drive



#### DISTANCES

A406 NORTH CIRCULAR	0.2 miles
HARLESDEN ☺	0.6 miles
STONEBRIDGE PARK ☺	0.9 miles
A40 WESTERN AVENUE	1.0 mile
ALPERTON ☺	1.6 miles
HANGER LANE ☺	1.6 miles
PARK ROYAL ☺	2.0 miles
NORTH ACTON ☺	2.1 miles
M1 (JUNCTION 1)	3.0 miles
M4 (JUNCTION 1)	4.7 miles
CENTRAL LONDON	7.0 miles
M40 (JUNCTION 1)	10.1 miles
M25 (JUNCTION 16)	12.9 miles

Source: Google maps

#### ABOUT SEGRO

SEGRO is a UK Real Estate Investment Trust (REIT), listed on the London Stock Exchange and Euronext Paris, and is a leading owner, manager and developer of modern warehouses and industrial property.

It owns or manages 10.3 million square metres of space (110 million square feet) valued at £21.0 billion serving customers from a wide range of industry sectors. Its properties are located in and around major cities and at key transportation hubs in the UK and in seven other European countries.

See [SEGRO.com](http://SEGRO.com) for further information.

FOR MORE INFORMATION, PLEASE VISIT  
**[SEGRO.COM/PREMIERPARK](http://SEGRO.COM/PREMIERPARK)**

Or, alternatively, please contact the joint agents:



James Miller  
020 3369 2335

Katy Kenealy  
020 3369 2321



Alex Kingston  
020 3369 2358

Callum Moloney  
020 3369 2374



Isa Naem  
020 3369 2243

Patrick Rosso  
020 3369 2261

The content of this document is believed to be correct at the date of Publication. However, the Company and its retained agents accept no responsibility or liability for (or make any representation, statement or expression of opinion or warranty, express or implied, with respect to), the accuracy or completeness of the content of this document. If you would like to unsubscribe from future mailings, please contact [marcomms@SEGRO.com](mailto:marcomms@SEGRO.com). 02/24.

**SEGRO**

**SEGRO.com**