

BEDFORD 19

96,863 SQ FT
INDUSTRIAL / DISTRIBUTION
WAREHOUSE

PRE-LET AVAILABLE

Bedford Commercial Park
A421 | MK43 9JH

Goodman⁺

Your next move

Whether you're looking to serve Greater London on a same-day basis or need a location with excellent UK-wide coverage, Bedford Commercial Park has got your business covered.



Fast links to the M1 and A1



30 miles from Greater London



32 million people within a two-hour drivetime*



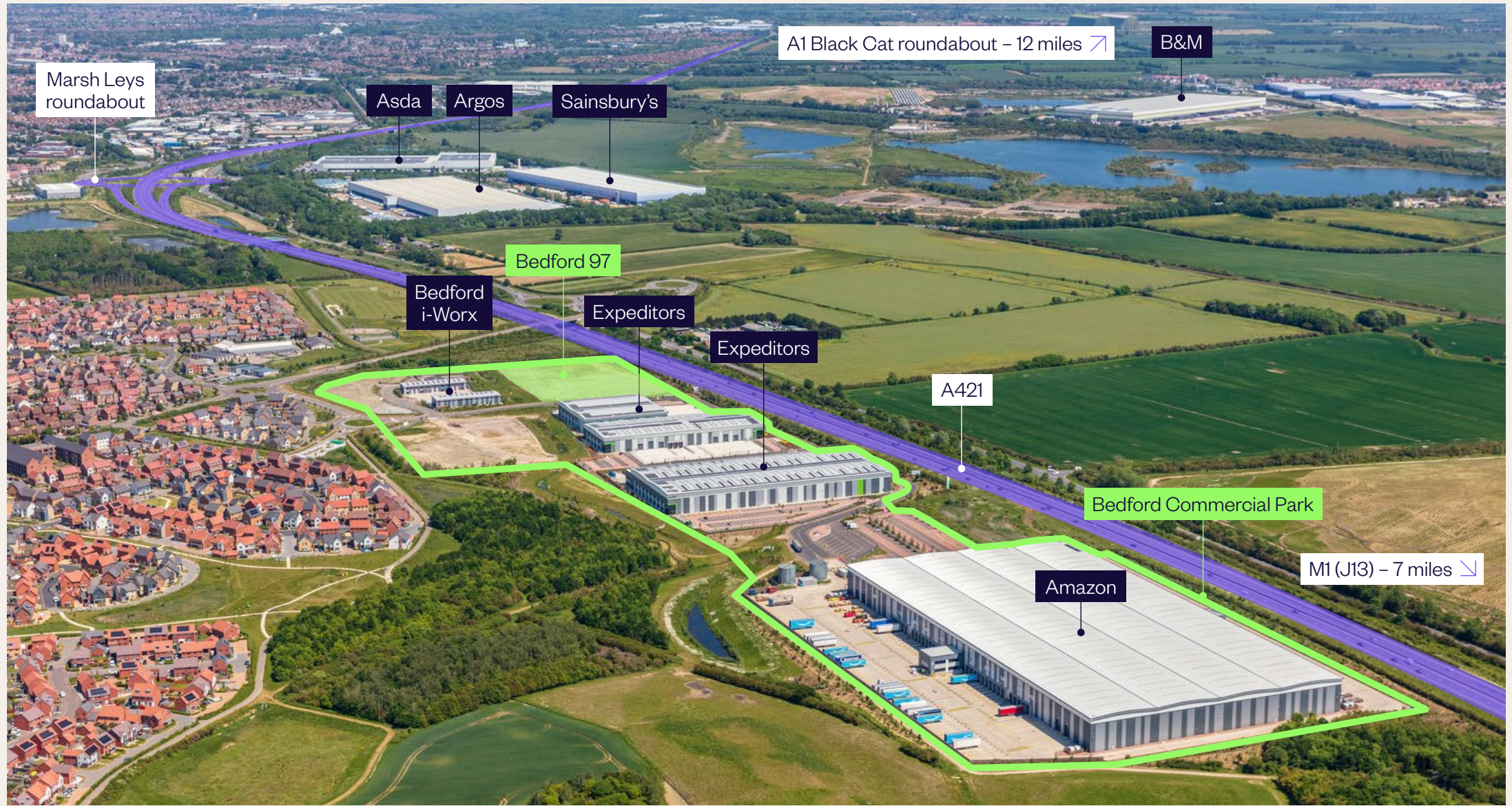
Established commercial park, home to customers including Amazon and Expeditors



Get noticed

Directly fronting the A421, Bedford 97's high-profile location offers excellent brand visibility to the 30,000 vehicles passing the park each day*. Combine that with its strategic position between the M1 and the A1, and you're conveniently placed for your customers and suppliers.

*Source: Central Bedfordshire Council



Indicative images












Bedford 97

96,863 sq ft

Our well-specified industrial and logistics properties are designed with flexibility in mind, helping to meet your business needs for years to come.

Bedford 97 will provide 96,863 sq ft of high-quality warehouse space, delivered to the following indicative specification:

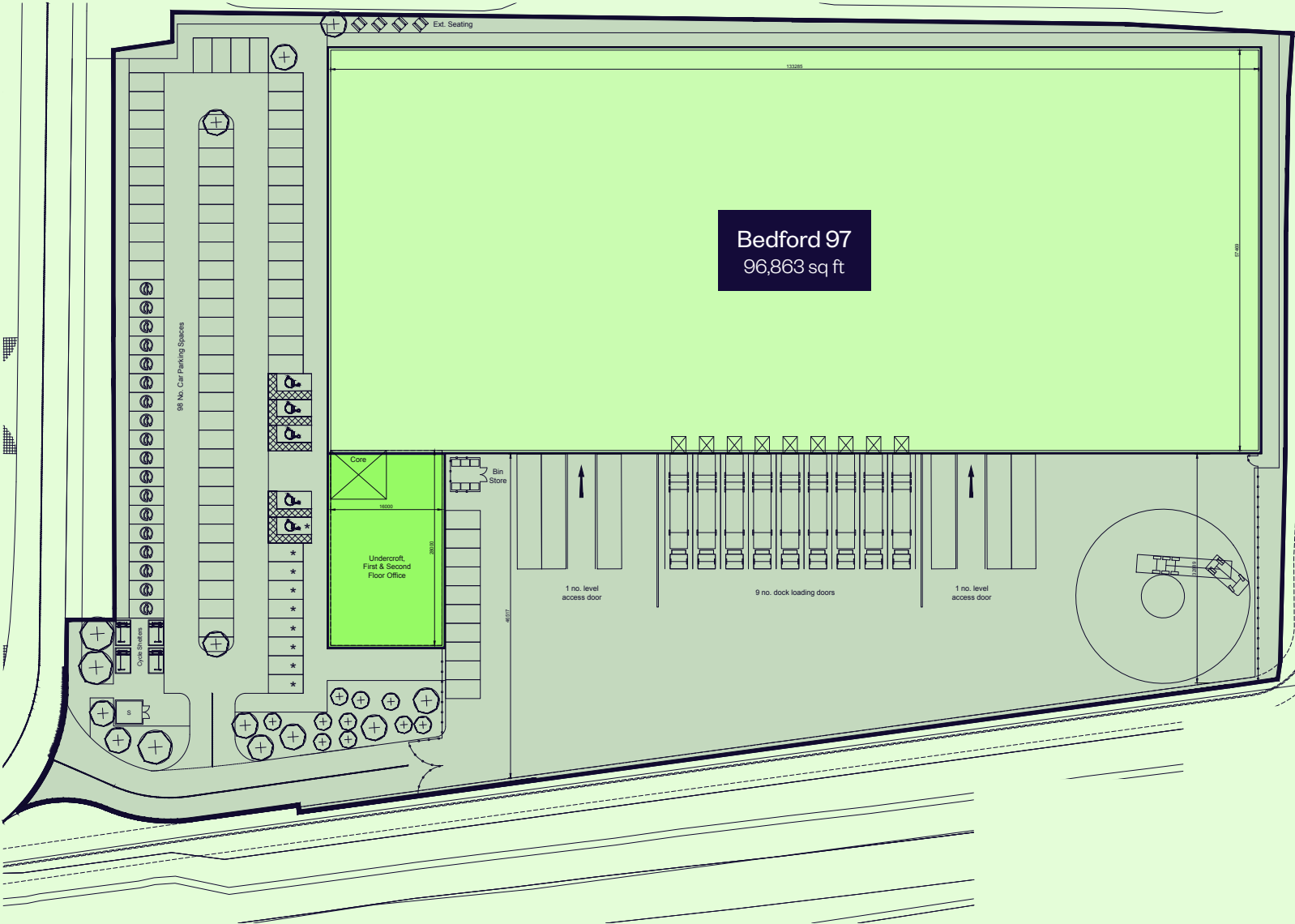


-  15m clear internal height
-  47m yard depth (max)
-  9 dock loading doors
-  2 level access doors
-  6 HGV parking spaces
-  98 car parking spaces
-  60 cycle spaces
-  'Chill store' ready building envelope
-  Grade A office space


Site plan



Bedford 97	sq ft	sq m
Warehouse and undercroft	86,638	8,049
Ground, first and second floor offices	10,225	950
Plant deck	527	49
TOTAL	96,863	8,999



Warehouse space
Office space



Designed for the future

Our properties are designed to be energy efficient, use lower-carbon materials and help reduce their long-term impact on the environment.



Sustainable design

Targeting a BREEAM 'Excellent' rating as a minimum



Energy-efficient

Designed to achieve an A+ EPC



On-site renewables

Full rooftops of solar PV to provide clean energy



Electric vehicle charging

Including infrastructure for future EV fleets



Sustainable landscaping

Ecologically diverse plants to maximise biodiversity



LED lighting

To reduce energy use and lower operating costs



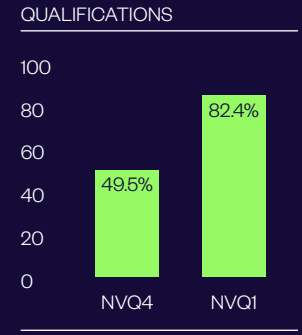
Smart metering

Helping to monitor and reduce energy and water use


Opportunity for growth

Already an established centre for logistics and distribution, Bedford's location at the heart of the Oxford-Cambridge Arc is supporting innovation and the growth of a more diverse economy.

With global brands such as Fujifilm, Unilever and 3M basing their businesses in the borough, the area is attractive for a range of sectors, including advanced manufacturing, engineering, green technology and food and drink production.



*Source: ONS, 2023



Well-connected



Located alongside the A421, Bedford Commercial Park is just one mile from the Marsh Leys junction and three miles from the Marston Moretaine junction, accessed via Bedford Road.



A421	1 mile
Bedford town centre	4 miles
M1 (J13)	7 miles
A1 (Black Cat roundabout)	12 miles
Greater London	30 miles



London Gateway	81 miles
Felixstowe	100 miles
Southampton	115 miles



London Luton	81 miles
Heathrow	100 miles
London Stansted	115 miles

Accessibility matters



Bus

Bedford Commercial Park benefits from excellent local connectivity, with bus services linking the site to Milton Keynes, Bedford town centre and Cranfield.

Rail

Two railway stations are within close proximity (Kempston Hardwick and Stewartby), both providing direct access to Bedford and Bletchley. Nearby Bedford train station provides fast access to London with a fastest journey time of 35 minutes.

Cycle

The area also has an excellent cycle network, combined with new cycle ways in and around the park connecting with Route 51 of the National Cycle Network.

Contact us



Nigel Dolan
Development Director
nigel.dolan@goodman.com
07793 709629



Ed Cole
ed.cole@eu.jll.com
07872 677751

Sophie Kettlewell
sophie.kettlewell@eu.jll.com
07801 667586

James Saxby
james.saxby@eu.jll.com
07801 667692



Lloyd Spencer
lspencer@adroitrealestate.co.uk
07768 480937

Steve Williams
swilliams@adroitrealestate.co.uk
07860 708665

A development with
Bedford Borough Council



0121 506 8100 | uk.goodman.com

This document has been prepared by Goodman Logistics Developments (UK) Limited (registered in England with company number 3921188) ("Goodman") for general information purposes only. Whilst every care has been taken in relation to its accuracy, no warranty of accuracy is given or implied. Images used in this document have been included for the purposes of enabling you to visualise the development concepts. Further, you should obtain your own independent advice before making any decisions about any of the properties referred to in this document. These particulars are believed to be correct at publication date (March 2024), but their accuracy is in no way guaranteed neither do they form part of any contract. All areas, distances and travel times are approximate.

